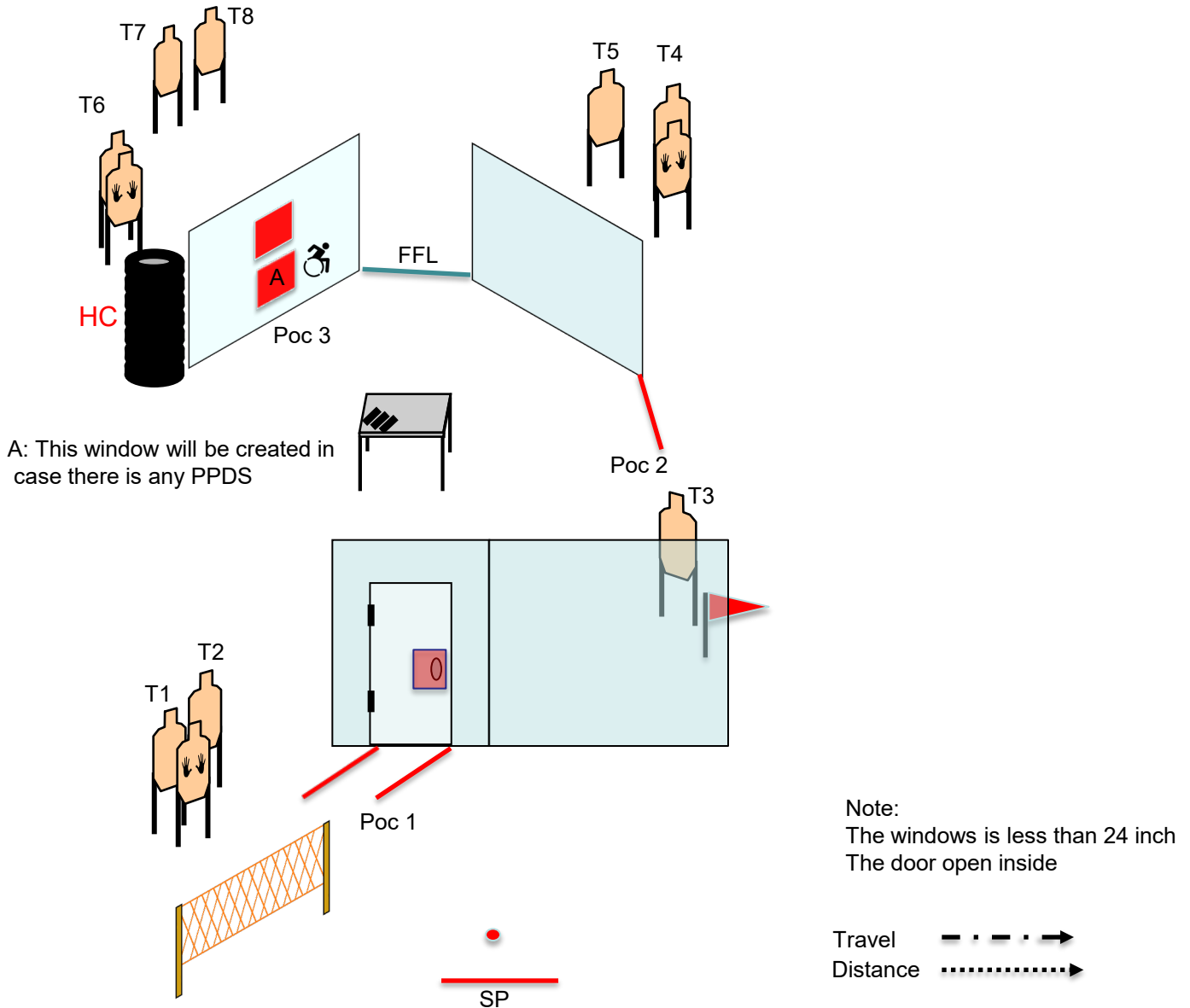


**SCENARIO:**

**START POSITION:** Standing relax at SP facing downrange, feet on the red line. Gun loaded holstered chambered, loaded with exactly 5 round (4+1) Remaining magazine loaded to capacity division, 1 on the shooter's person and the other on the table. PCC same condition, muzzle low ready on red point.

**PROCEDURE:** At the beep engage all targets respecting cover and priority. T1 e T2 are in the open. The window is an horizontal cover.

**STRINGS:** 1  
**SCORING:** 16 rounds min, Unlimited  
**TARGET:** 8 threat, 3 non-threat.  
**SCORED HITS:** Best 2 per paper.  
**START-STOP:** Audible - Last shot  
**RULES:** 2024 IDPA Rulebook  
**CONCEALMENT GARMENT:** Required  
**DISTANCES:** 3-5 yards  
**MUZZLE SAFE ANGLES:** Unless otherwise specified the 180° rule, applies horizontally and vertically the limit is the height of the berms and during the reload.



# 2

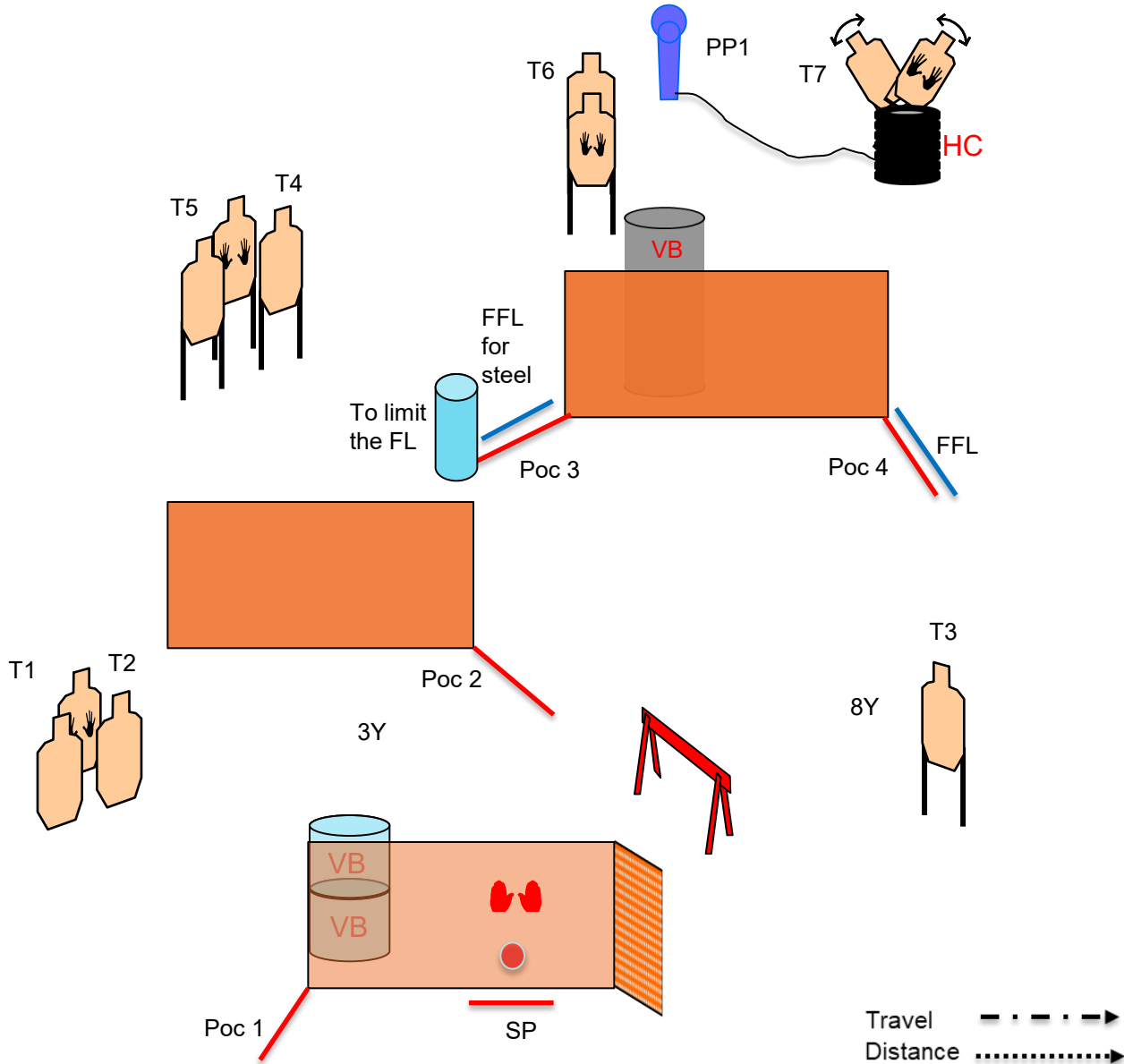
## THE EARNING

**SCENARIO:**

**START POSITION:** Standing relax at SP facing downrange, hands touching marks, gun loaded to capacity division holstered. Remaining magazine loaded to capacity division on the shooter's person. PCC start muzzle low ready on red point

**PROCEDURE:** At the beep, engage all targets respecting cover and priority. PP1 active the swinger with T7 and non-Threat . T7 disappear. T3 are in the open.

**STRINGS:** 1  
**SCORING:** 15 rounds min, Unlimited  
**TARGET:** 7 threat, 4 non-threat, 1 Steel  
**SCORED HITS:** Best 2 per paper, Steel must fall  
**START-STOP:** Audible - Last shot  
**RULES:** 2024 IDPA Rulebook  
**CONCEALMENT GARMENT:** Required  
**DISTANCES:** 4-10 yards  
**MUZZLE SAFE ANGLES:** Unless otherwise specified, the 180° rule applies horizontally, and vertically the limit is the height of the berms and during the reload.



**SCENARIO:**

**START POSITION:** Sitting in SP. Gun loaded to capacity division holstered. Remaining magazines loaded to capacity division on shooter's person  
 PCC same condition on the table, muzzle toward the berm.

**PROCEDURE:** At the beep while sitting, engage T1 and PP1 which activates UP-Down T2, then stand up and complete the stage respecting covers and priorities.

T2 must be engaged with 3 hits.  
 T1 PP1 T2 are in the open. T2 disappears.

**STRINGS:** 1

**SCORING:** 18 rounds min, Unlimited

**TARGET:** 8 threat, 3 non-threat, 1 Steel

**SCORED HITS:** Best 2 per paper, best 3 per T2, Steel must fall

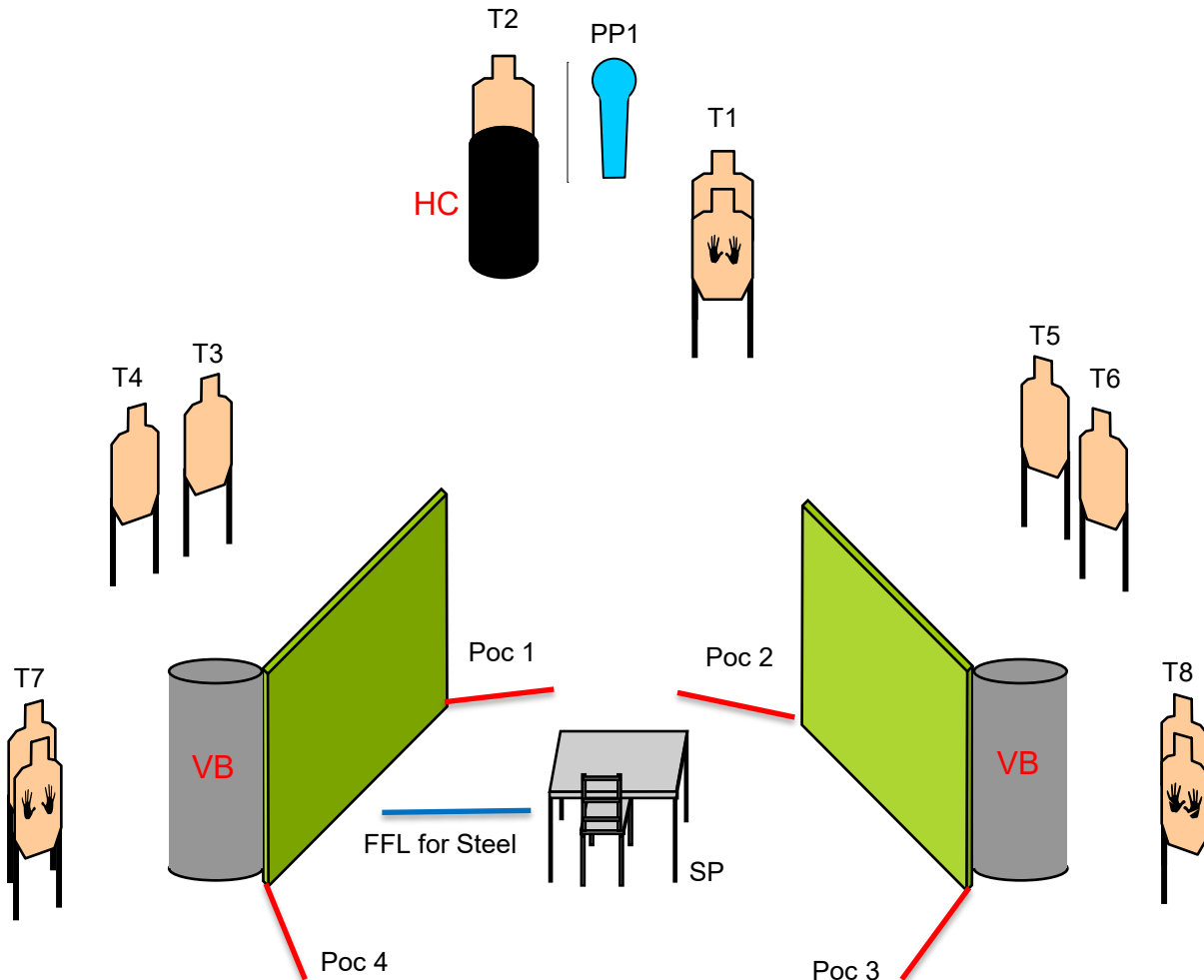
**START-STOP:** Audible - Last shot

**RULES:** 2024 IDPA Rulebook

**CONCEALMENT GARMENT:** Required

**DISTANCES:** 3-12 yards

**MUZZLE SAFE ANGLES:** Unless otherwise specified, the 180° rule applies horizontally, and vertically the limit is the height of the berms and during the reload.



**SCENARIO:**

**START POSITION:** Standing relax at SP facing downrange, hand touching marks, gun loaded to capacity division holstered. Remaining magazine loaded to capacity division on the shooter's person.  
PCC same condition, muzzle low ready on red point.

**PROCEDURE:** At the beep engage all targets respecting cover and priority. T4 and T5 are in the open.

**STRINGS:** 1

**SCORING:** 16 rounds min, Unlimited

**TARGET:** 8 threat, 3 non-threat

**SCORED HITS:** Best 2 per paper

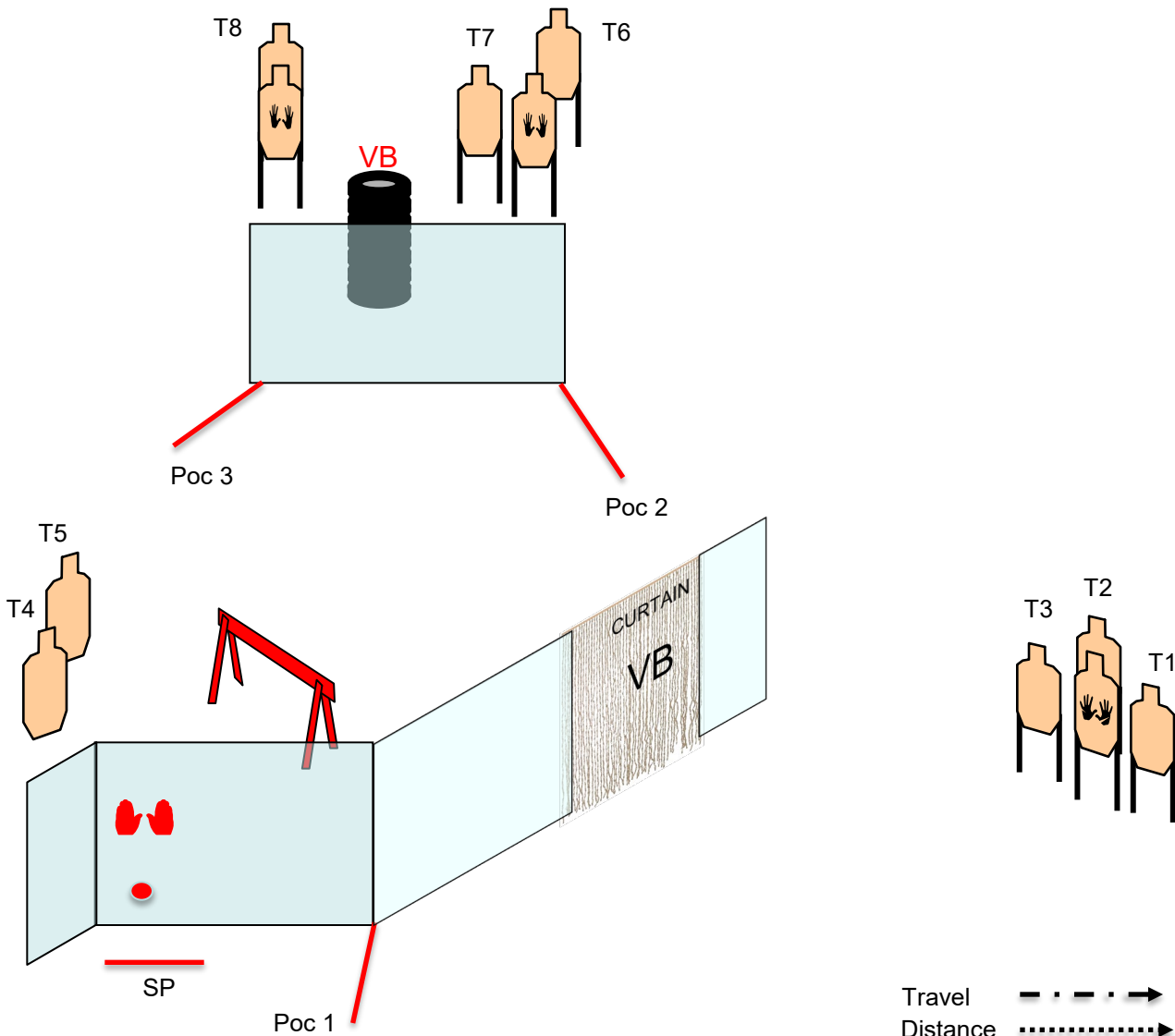
**START-STOP:** Audible - Last shot

**RULES:** 2024 IDPA Rulebook

**CONCEALMENT GARMENT:** Required

**DISTANCES:** 4-12 yards

**MUZZLE SAFE ANGLES:** Unless otherwise specified the 180° rule, applies horizontally and vertically the limit is the height of the berms and during the reload.



**SCENARIO:**

**START POSITION:** Sitting in SP Gun loaded to capacity division holstered. Remaining magazine loaded to capacity division on the shooter's person. You hold the watch with your two hands.  
PCC on the other seat, muzzle towards the berm

**PROCEDURE:** At the beep pull the watch back, which activates the two drop-out. Engage all targets while sitting, respecting priority.  
All the targets are in the open

**STRINGS:** 1

**SCORING:** 14 rounds min, Unlimited

**TARGET:** 7 threat, 4 non-threat,

**SCORED HITS:** Best 2 per paper

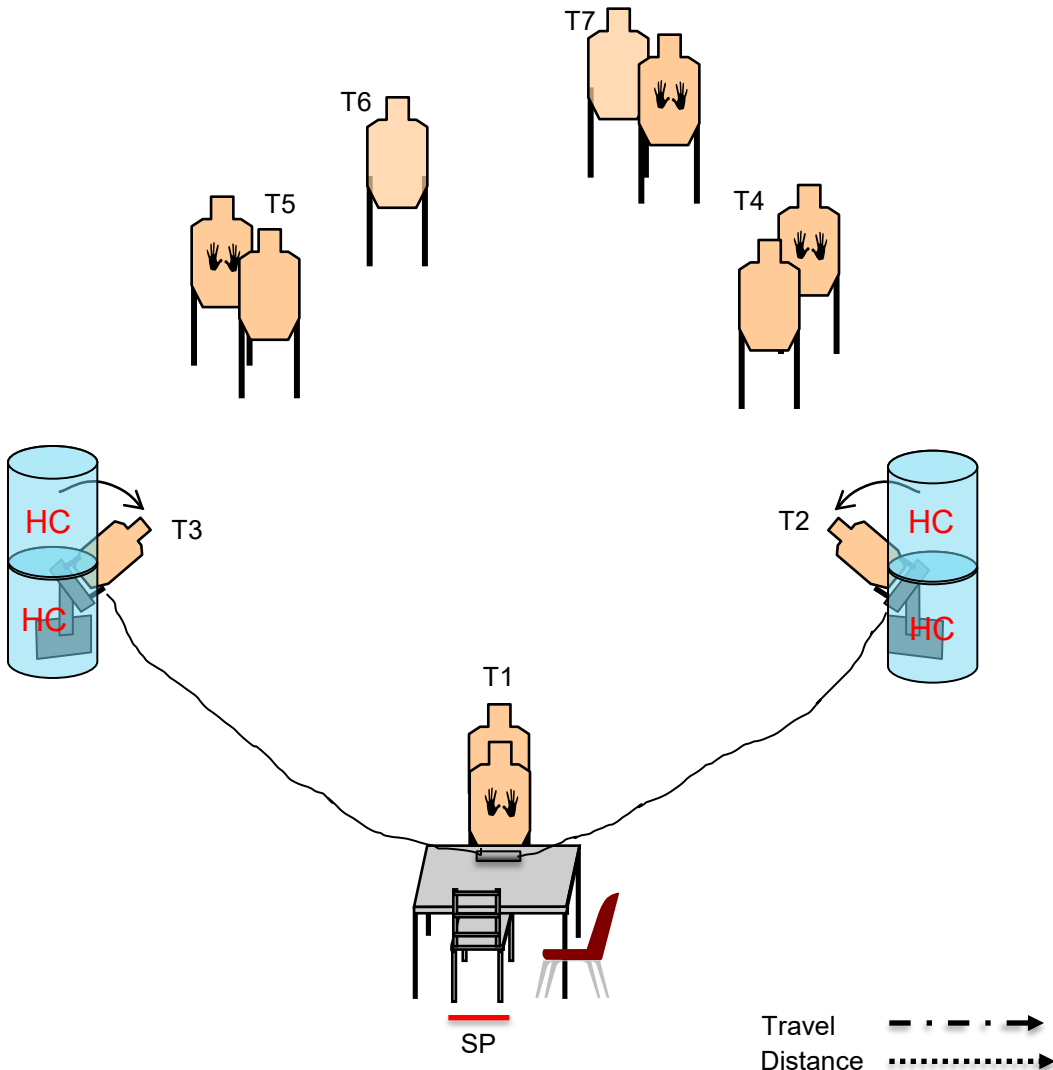
**START-STOP:** Audible - Last shot

**RULES:** 2024 IDPA Rulebook

**CONCEALMENT GARMENT:** Required

**DISTANCES:** 2-12 yards

**MUZZLE SAFE ANGLES:** Unless otherwise specified, the 180° rule applies horizontally, and vertically the limit is the height of the berms and during the reload.


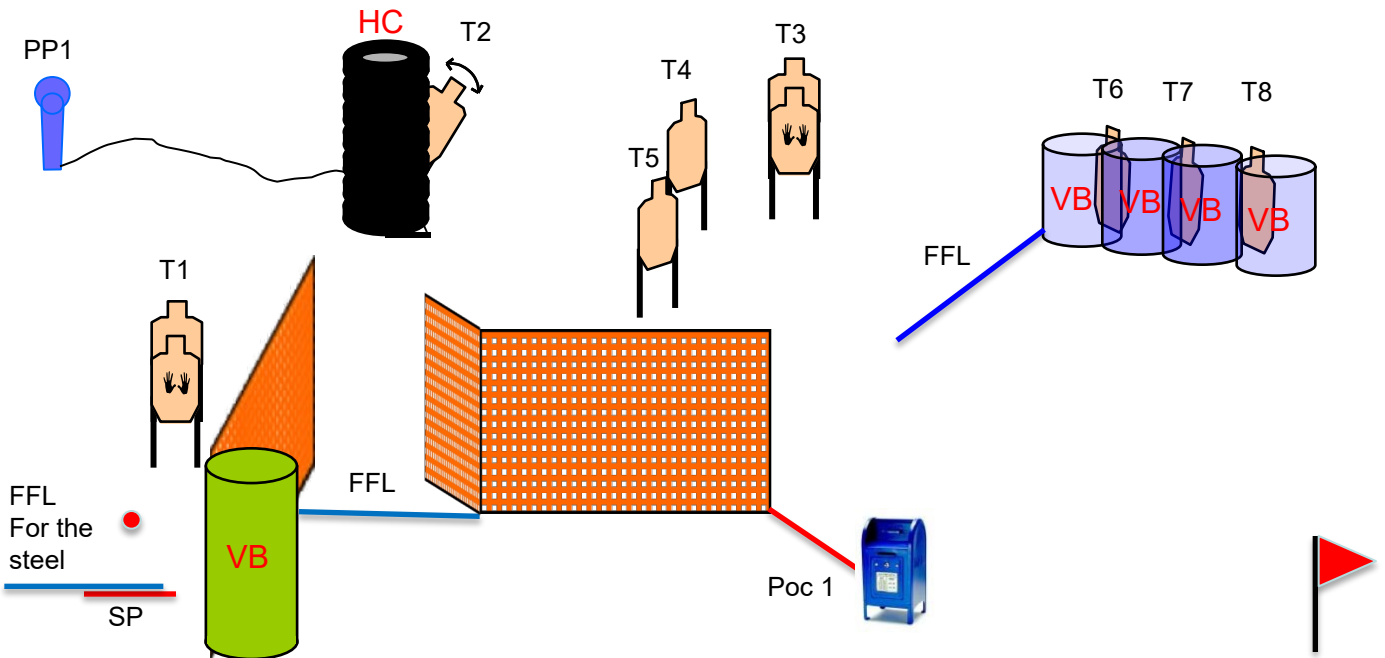


**SCENARIO:**

**START POSITION:** : Standing relax at SP facing downrange, toes touching marks, gun loaded to the capacity division holstered. Remaining magazine loaded to capacity division on the shooter's person.  
PCC same condition, muzzle low ready on red point.

**PROCEDURE:** At the beep engage all targets respecting cover and priority, PP1 activates the swing T2 which does not remains visible. PP1, T1, T2, T6, T7 and T8 are in the open. Engaging PP1 beyond the FFL results in DQ.

**STRINGS:** 1  
**SCORING:** 17 rounds min, Unlimited  
**TARGET:** 8 threat, 2 non-threat, 1 Steel  
**SCORED HITS:** Best 2 per paper, Steel must fall  
**START-STOP:** Audible - Last shot  
**RULES:** 2024 IDPA Rulebook  
**CONCEALMENT GARMENT:** Required  
**DISTANCES:** 1-10 yards  
**MUZZLE SAFE ANGLES:** Unless otherwise specified the 180° rule, applies horizontally and vertically the limit is the height of the berms and during the reload.

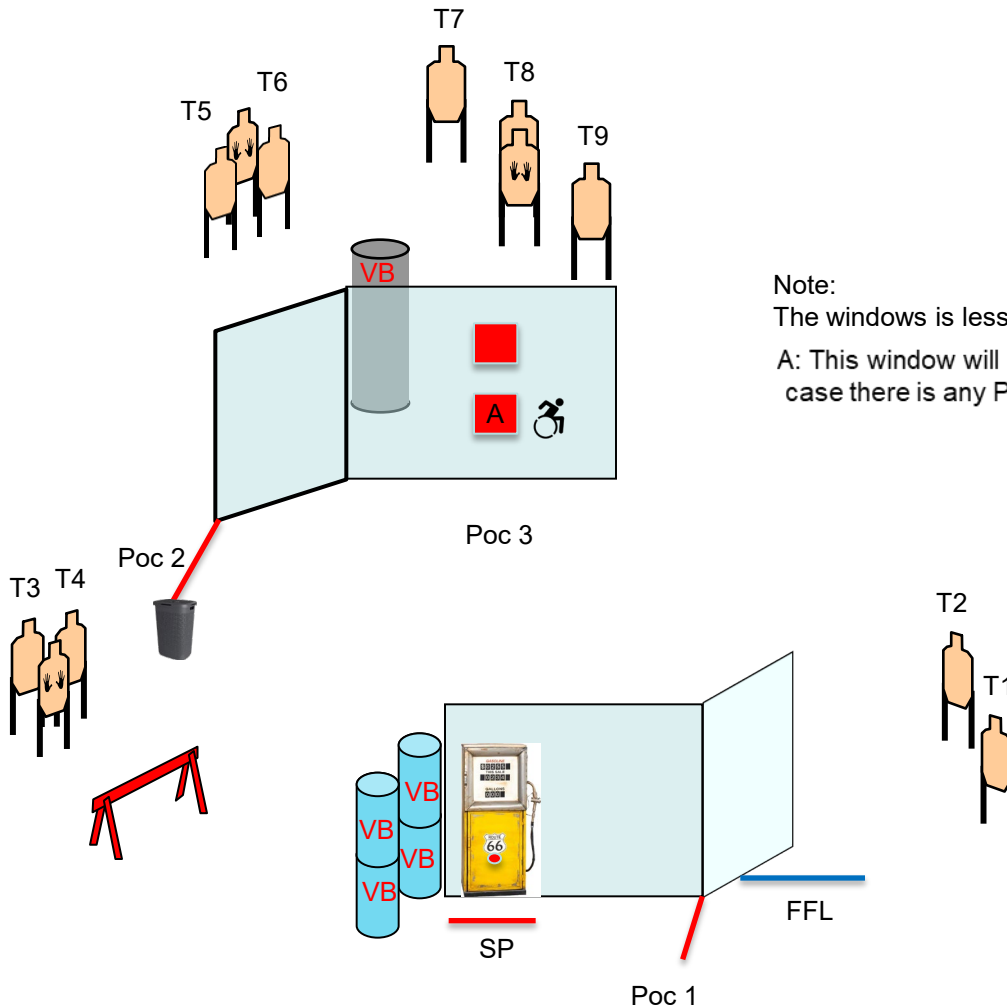


**SCENARIO:**

**START POSITION:** In SP, relax, standing with the toes touching the FL, facing down range. Gun loaded to capacity division holstered. Remaining magazines at division capacity on the shooter's person. PCC same condition, muzzle low ready on red point.

**STRINGS:** 1  
**SCORING:** 18 rounds min, Unlimited  
**TARGET:** 9 threat, 3 non-threat,  
**SCORED HITS:** Best 2 per paper  
**START-STOP:** Audible - Last shot  
**RULES:** 2024 IDPA Rulebook  
**CONCEALMENT GARMENT:** Required  
**DISTANCES:** 4 - 8 yards  
**MUZZLE SAFE ANGLES:** Unless otherwise specified the 180° rule, applies horizontally and vertically the limit is the height of the berms and during the reload.

**PROCEDURE:** At the beep engage all targets respecting cover and priority. T3 and T4 are in the open. The window is a horizontal cover.



Note:  
 The windows is less than 24 inch  
 A: This window will be created in case there is any PPDS

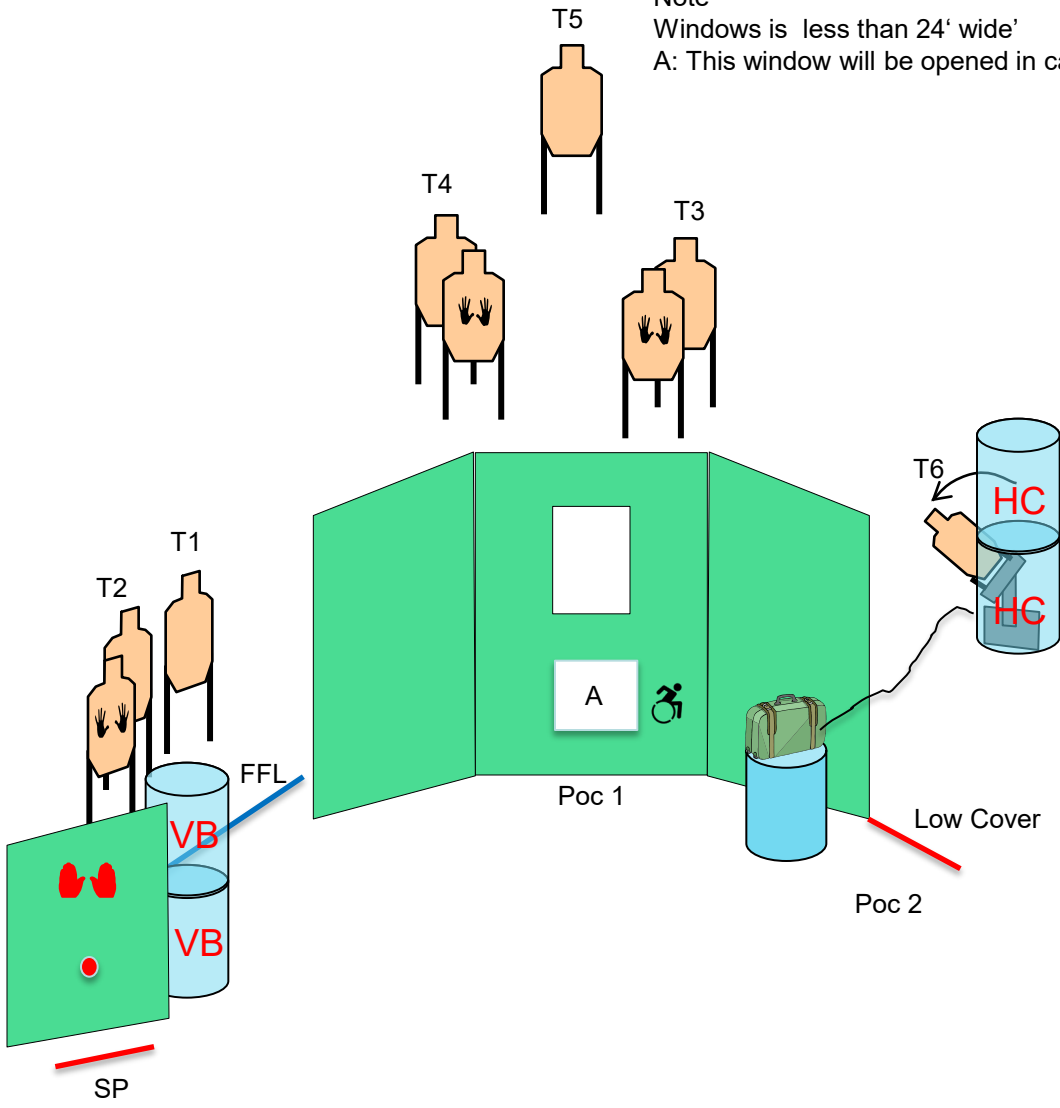
**SCENARIO:**

**START POSITION:** Standing relax at SP facing downrange, toes touching marks, gun loaded at capacity division holstered. Remaining magazines loaded to capacity division on the shooter's person. PCC same condition, muzzle low ready on red point.

**STRINGS:** 1  
**SCORING:** 18 rounds min, Unlimited  
**TARGET:** 6 threat, 3 non-threat  
**SCORED HITS:** Best 3 per paper 2 to the body 1 to the head  
**START-STOP:** Audible - Last shot  
**RULES:** 2024 IDPA Rulebook  
**CONCEALMENT GARMENT:** Required  
**DISTANCES:** 5-9 yards  
**MUZZLE SAFE ANGLES:** Unless otherwise specified, the 180° rule applies horizontally, and vertically the limit is the height of the berms and during the reload.

**PROCEDURE:** At the beep, engage T1 and T2 in the open and complete the stage respecting coverage and priorities. The window in Poc 1 is a Horizontal cover. Taking the bag activates the T6 drop out which must be engaged low cover (at least one knee on the ground). All targets must be engaged BBH without sequence obligation.

Note  
 Windows is less than 24' wide'  
 A: This window will be opened in case there is any PPDS



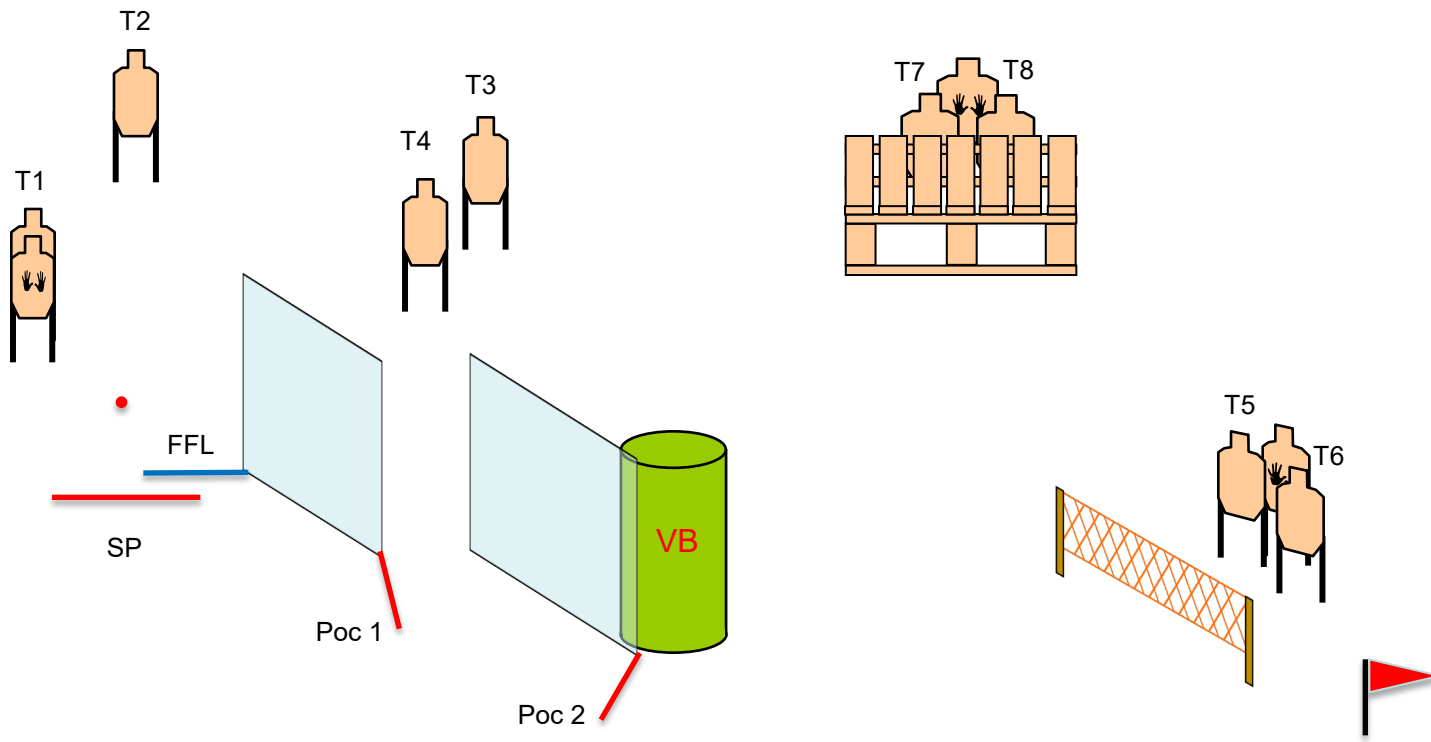


**SCENARIO:**

**START POSITION:** Standing relax at SP facing downrange, toes touching marks, gun loaded to the capacity division holstered. Remaining magazine loaded to capacity division on the shooter's person. PCC same condition, muzzle low ready on red point.

**STRINGS:** 1  
**SCORING:** 16 rounds min, Unlimited  
**TARGET:** 8 threat, 3 non-threat  
**SCORED HITS:** Best 2 per paper  
**START-STOP:** Audible - Last shot  
**RULES:** 2024 IDPA Rulebook  
**CONCEALMENT GARMENT:** Required  
**DISTANCES:** 1-10 yards  
**MUZZLE SAFE ANGLES:** Unless otherwise specified the 180° rule, applies horizontally and vertically the limit is the height of the berms and during the reload.

**PROCEDURE:** At the beep engage all targets respecting cover and priority. T1, T2, T7 and T8 are in the open.





# WARM UP



## STANDARD

**START POSITION:** Standing relax at SP facing downrange, feet on the red line. Gun holstered chambered, loaded with exactly 5 round( 4+1). All magazine downloaded to 6 round on shooter's person.  
PCC same condition hip level

**STRINGS:** 1  
**SCORING:** 6 rounds min, LIMITED  
**TARGET:** 1 threat,  
**SCORED HITS:** 6 on the paper  
**START-STOP:** Audible - Last shot  
**RULES:** 2024 IDPA Rulebook  
**CONCEALMENT GARMENT:** NOT Required  
**DISTANCES:** 7 yards  
**MUZZLE SAFE ANGLES:** Unless otherwise specified the 180° rule, applies horizontally and vertically the limit is the height of the berms and during the reload.

**PROCEDURE:** At the beep engage the target with 3 rounds with weak hand, then another 3 rounds with strong hand. This sequence is mandatory.  
PCC start hip level on strong hand side.

