



sanctioned Tier 3 match



gara di interesse nazionale



# Smith & Wesson® 2021 IDPA Italian National Championship

Roma - 10/13 June  
Futura Shooting Club  
15 stage - 200 colpi  
PCC consentita



Match Directors

Dragos Manea    Andrea Bray



main sponsor

**ARMERIA  
RED POINT**.COM

tech partner



SHOOTERS.GLOBAL

welcome partner







**ARMERIA  
RED-POINT**

**STAGE 0**

**WARM UP**

**2021 S&W ITALIAN NATIONALS - STAGE 0**

**SCENARIO:**

**START POSITION:**

Shooter standing in SP facing downrange, toes touching the line, hands naturally at sides. Gun loaded with only 2 rounds (1+1), chambered and holstered.

Magazines at division capacity. PCC hip level muzzle on dot.

**STAGE PROCEDURE:**

Standing in SP, engage all targets with 2 rounds each.



STRING	1
SCORING	4 ROUNDS LIMITED
SCORED HITS	2 ROUNDS PER TARGET ®
TARGETS	2 T 0 NT
START STOP	TIMER - LAST SHOT
COVER GARMENT	REQUIRED
MUZZLE SAFE POINT	180 RULE SIDE BERMS IN HEIGHT





**ARMERIA  
RED-POINT**

**STAGE 1**

**BAD SHIFT**

**2021 S&W ITALIAN NATIONALS - STAGE 1**

**SCENARIO:**

You just made a deposit of the daily income from the office, when you hear several gunshots coming from the hall. Defend yourself and your colleagues!

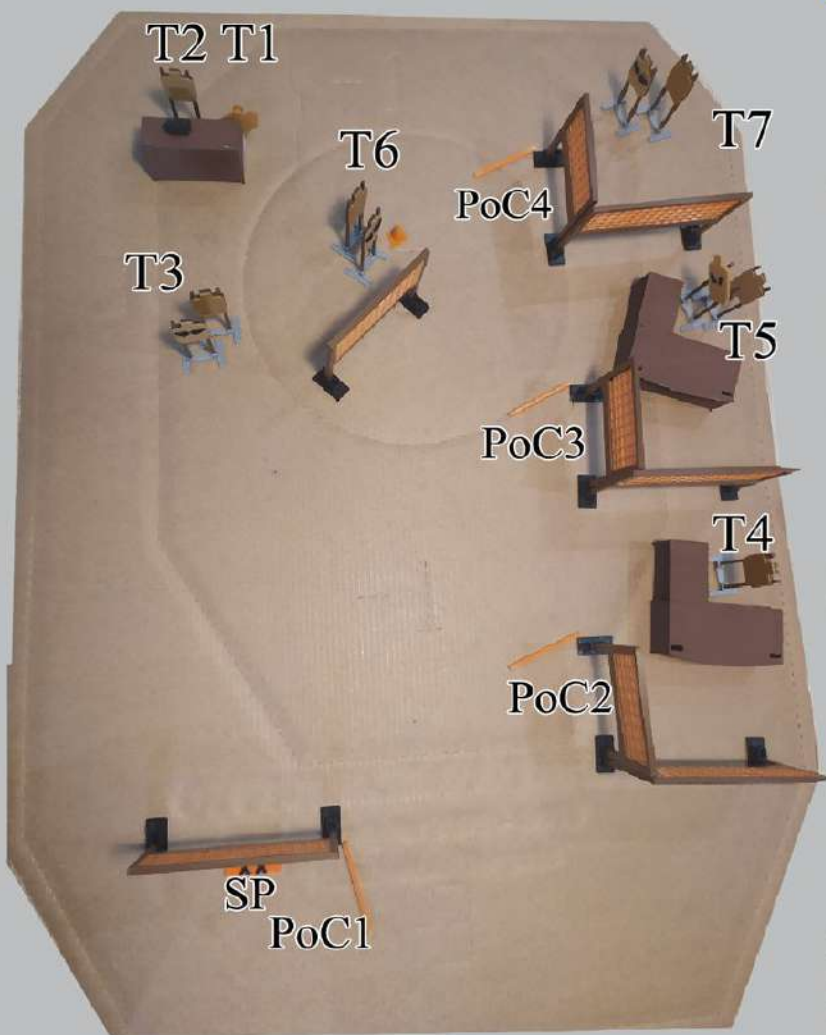
**START POSITION:**

Standing in SP, feet touching the line, arms relaxed at side. Gun holstered loaded to division capacity. Magazines at division capacity

PCC: Low ready, muzzle pointed at the dot

**STAGE PROCEDURE:**

Engage all targets with two rounds using proper IDPA rules. T6 can be engaged In The Open.



**STRING** 1

**SCORING** 14 ROUNDS MIN  
UNLIMITED

**SCORED HITS** BEST 2  
PER TARGET

**TARGETS** 7 T  
4 NT

**START STOP** TIMER -  
LAST SHOT

**COVER GARMENT** REQUIRED

**MUZZLE SAFE POINT** 180 RULE  
SIDE BERMS IN  
HEIGHT



Prodotti per la manutenzione delle armi!



**OURS**



**M&P Slide Stop**  
Ambidextrous, Flat Profile

**VS**

**THEIRS**



**Competitor's Slide Stop**  
Left Side

# ALWAYS TAKES YOUR SIDE

The versatile M&P puts optimal performance in every hand with uniquely designed, ambidextrous features. The flat profile slide stop operates easily for both left- and right-handed shooters without protruding for inadvertent catch or engagement. Smart and versatile.

The M&P user friendly magazine release can be reversed from left to right side simply and quickly – using nothing more complex than a ballpoint pen. It also uses a durable single-spring design with fewer mechanical parts for lasting performance.

The M&P also offers an optional ambidextrous thumb safety for both left- and right-handed shooters. While engaged, this manual safety prevents trigger movement while still allowing you to rack the slide for loading and unloading the pistol.

## AMBIDEXTROUS CONTROLS

**M&P Thumb Safety**



**M&P Reversible Magazine Release**

### M&P MULTIPLE CALIBERS



9mm    .357 Auto    40 S&W    .45 ACP

**LIFETIME SERVICE POLICY**

Smith & Wesson

**M&P**

MILITARY & POLICE  
smith-wesson.com





**ARMERIA  
RED-POINT**

**STAGE 2**

**THE MARKET**

**2021 S&W ITALIAN NATIONALS - STAGE 2**

**SCENARIO:**

During the shopping at the local market you're involved in a shootout between gangs. Defend yourself and the citizens among the stalls!

**START POSITION:**

Standing in SP hands on the signs. Gun loaded and chambered. Magazines at division capacity. PCC facing downrange, muzzle on the sign.

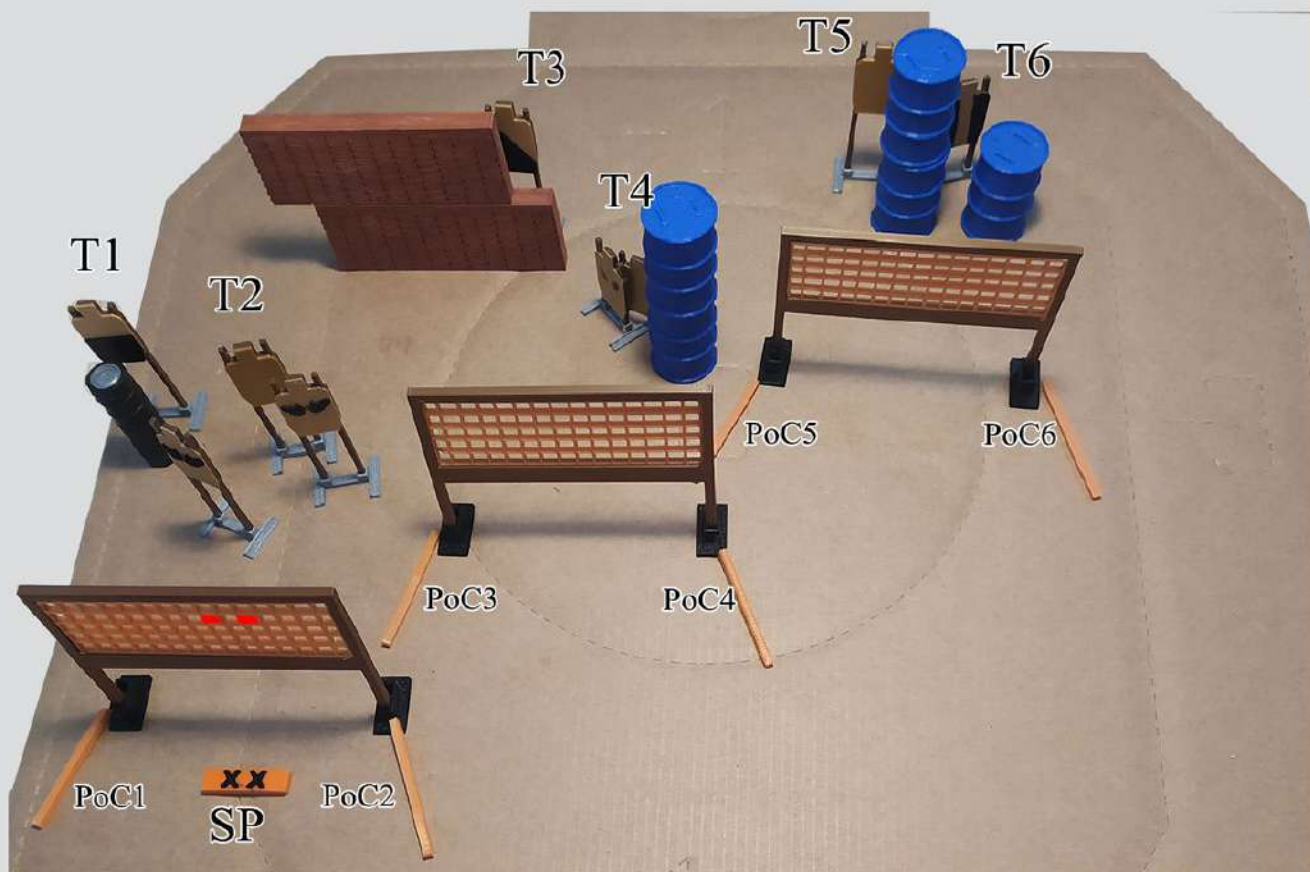


**STRIKEFORCE®  
ARMERIA**

**STAGE PROCEDURE:**

At the signal engage from T1 to T6, with 2 rounds each, using available cover.

**5.11** 



**STRING** 1  
**SCORING** 12 ROUNDS MIN. UNLIMITED  
**SCORED HIT** BEST 2 PER TARGET  
**TARGETS** 6 T  
 3 NT



**START STOP** **TIMER - LAST SHOT**  
**COVER GARMENT** **REQUIRED**

**MUZZLE SAFE POINT** **180 RULE SIDE BERMS IN HEIGHT**





**ARMERIA  
RED-POINT**

**STAGE 3**

**MASTER PIZZA**

**2021 5&W ITALIAN NATIONALS - STAGE 3**

**SCENARIO:**

You're about to close your restaurant when it get attacked by armed robbers. Defend yourself and your employees.

**START POSITION:**

Shooter standing in SP, hands on the marks, facing downrange. Gun holstered and loaded with only 2 rounds (1+1). All loading devices placed under the cloche in P1.


PCC: on the table, pointed at the NT.

**STAGE PROCEDURE:**

On the start signal, engage T1-T6 in tactical priority using available cover. T5 activate T6 target Up&Down. T6 is not exposed to PoC1.



**SHOOTERS.GLOBAL**



STRING 1  
COVER GARMENT REQUIRED  
SCORED MIGLIORI 2  
HIT PER PAPER  
SCORING 12 COLPI UNLIMITED



TARGETS 6 T  
3 NT  
START TIMER -  
STOP LAST SHOT  
MUZZLE 180 RULE  
SAFE SIDE BERMS IN  
POINT HEIGHT







**ARMERIA  
RED-POINT**

**STAGE 4**

**PIRATE ATTACK**

**2021 IAW ITALIAN NATIONALS - STAGE 4**

**SCENARIO:**


You're on a ship and talking with the captain on the radio. He just informed you that the ship was occupied by pirates. Save the crew!

**START POSITION:**

Standing in SP, facing down range, with walkie talkie in the strong hand. Gun loaded, chambered and holstered. Magazines at division capacity. PCC low ready, muzzle on the sign, walkie talkie in the strong hand.

**STAGE PROCEDURE:**

On the start signal engage from T1 to T7, with 2 rounds each, using the cover when available. T2, T5, T6 and T7 can be engaged In The Open. T5, T6, T7 are lying on the ground and are visible only from the top of the platform.



**STRING** 1  
**SCORING** 14 COLPI MIN. UNLIMITED

**SCORED HIT** BEST 2 PER TARGET <sup>®</sup>

**TARGETS** 7 T  
3 NT

**START STOP** TIMER - LAST SHOT

**COVER GARMENT** REQUIRED

**MUZZLE SAFE POINT** 180 RULE SIDE BERMS IN HEIGHT





QUALITY YOU CAN TRUST



SERVICE YOU DESERVE

SINCE 1977

**WILSON**  **COMBAT**®

+39 06.5621344

[www.armeriaredpoint.com](http://www.armeriaredpoint.com)

[armeriaredpoint@gmail.com](mailto:armeriaredpoint@gmail.com)



**ARMERIA  
RED-POINT**.COM

ARMI  
MUNIZIONI  
OTTICHE  
ACCESSORI  
ABBIGLIAMENTO  
CUSTOMIZZAZIONI  
ASSISTENZA CLIENTI  
ISTRUZIONE AL TIRO

Corso Regina Maria Pia, 13/15/17 - 00122 Lido di Ostia (Roma)





**ARMERIA  
RED-POINT**

**STAGE 5**

**CROSSROADS**

**2021 S&W ITALIAN NATIONALS - STAGE 5**

**SCENARIO:**

You're completing a high-risk delivery as your road gets blocked by robbers whom open fire at your car. Save yourself.

**START POSITION:**

Shooter at the driver's place, hands on the wheel, feet inside the car.

Gun holstered, loaded to division capacity with empty chamber. Magazines at capacity of division  
PCC: between the seats.

**STAGE PROCEDURE:**


On the start signal, engage T1-T7 in tactical priority using available cover. T1, T2 and T3 can be engaged In The Open. T5, T6 and T7 are visible only from prone.



**STRIKEFORCE®**  
ARMERIA



**SHOOTERS.GLOBAL**



STRING 1  
COVER GARMENT REQUIRED  
SCORED BEST 2  
HIT PER TARGET  
SCORING 14 ROUNDS MIN  
UNLIMITED



TARGETS 7 T  
4 NT  
START TIMER -  
STOP LAST SHOT  
MUZZLE 180 RULE  
SAFE SIDE BERMS IN  
POINT HEIGHT

**Toni system**  
COMPONENTS





**ARMERIA  
RED-POINT**

**STAGE 6**

**THE LODGE**

**2021 S&W ITALIAN NATIONALS - STAGE 6**

**SCENARIO:**

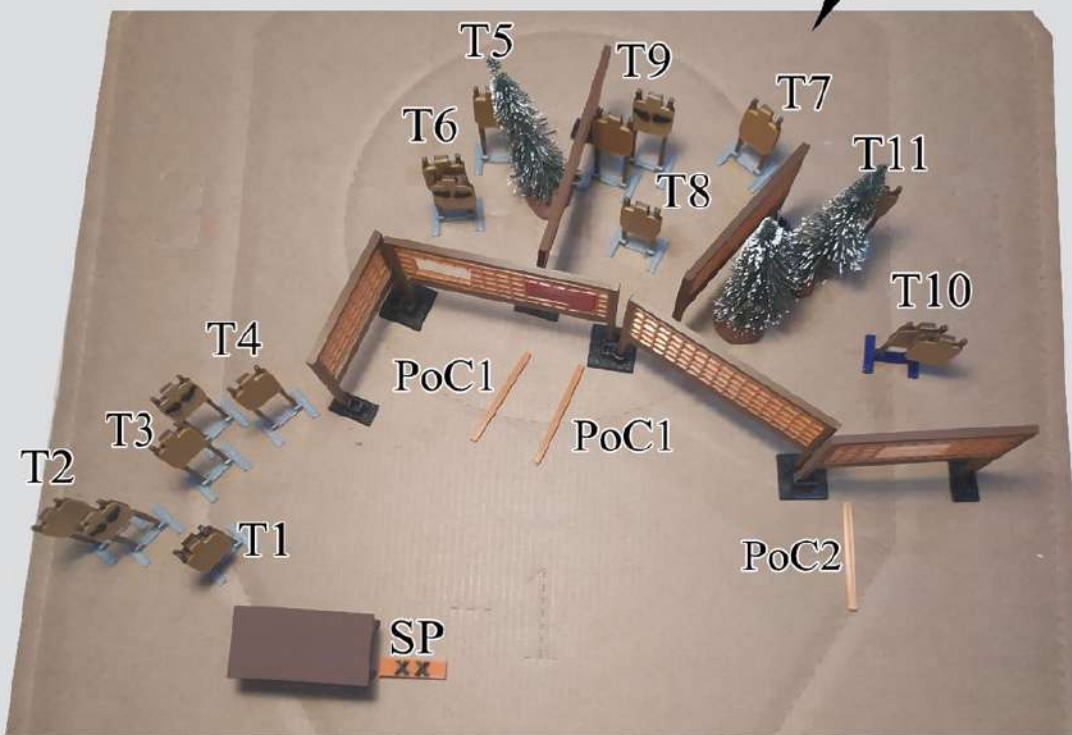
You and your family are threatened by an armed gang. Keep your family safe.

**START POSITION:**

Shooter standing in SP facing down range, heels touching the line, thumbs touching temples. Gun holstered, loaded to division capacity. Magazines at capacity of division. PCC: placed on the table perpendicularly to the downrange berm.

**STAGE PROCEDURE:**

On the start signal, engage T1- T11 in tactical priority using available cover. Targets from T1 to T6 can be engaged In The Open.



STRING 1  
COVER REQUESTED  
GARMENT

SCORED BEST 1  
HIT PER TARGET

SCORING 11 ROUNDS MIN.  
UNLIMITED



TARGETS 11 T  
5 NT

START TIMER -  
STOP LAST SHOT

MUZZLE 180 RULE  
SAFE SIDE BERMS IN  
POINT HEIGHT



Prodotti per la manutenzione delle armi!





# Smith & Wesson®

# FINE TUNED MACHINES™ INSIDE OUT



**STAINLESS STEEL PARTS**  
TACTICAL SIGHTS  
RIGID CHASSIS SYSTEM  
SEAR HOUSING BLOCK  
RECOIL SPRING GUIDE ROD  
SLIDE & BARREL

**ERGONOMIC INNOVATIONS**  
INTERCHANGEABLE PALMSWELL GRIPS  
EXTENDED BEAVER TAIL  
OPTIMIZED 18° GRIP ANGLE  
AMBIDEXTROUS CONTROLS  
EXTENDED TRIGGER GUARD

**RELIABLE. DURABLE. ACCURATE.**

Smith & Wesson



MADE IN THE USA NASDAQ: SWHC

[smith-wesson.com](http://smith-wesson.com)

**M&P**  
MILITARY & POLICE





**ARMERIA  
RED-POINT**

**STAGE 7**

**THE AMBUSH**

**2021 S&W ITALIAN NATIONALS - STAGE 7**

**SCENARIO:**

You are returning from work but in the courtyard, you realize that you are victim of an ambush. Defend yourself!

**START POSITION:**


Standing with hands at your sides in SP facing down range, toes touching the line. 6 rounds (5+1) in the firearm, chambered and holstered. Magazines at division capacity. PCC facing downrange, muzzle on the sign

**STAGE PROCEDURE:**

At the signal engage T1 with one round to the body and one to the head. Engage the remaining targets, with 2 rounds each, using the cover when available. The activator behind T4 start up & down T5 and opening of the window in Poc3. T1 can be engaged In The Open



**SHOOTERS.GLOBAL**



STRING 1  
 COVER GARMENT REQUIRED  
 SCORED HIT BEST 2 PER TARGET  
 T1 1BODY+1HEAD  
 SCORING 14 SHOTS MIN - UNLIMITED



TARGETS 7 T  
 1 NT  
 START STOP TIMER - LAST SHOT  
 MUZZLE POINT 180 RULE  
 SAFE POINT SIDE BERMS IN HEIGHT







# ARMERIA RED-POINT

## STAGE 8 WAREHOUSE

2021 S&W ITALIAN NATIONALS - STAGE 8

### SCENARIO:

While doing the inventory, a group of terrorists storms your warehouse shooting and screaming.

### START POSITION:


Standing in SP, weak hand on the mouse.  
Gun holstered, loaded and chambered to division capacity.  
Magazines at capacity of division.  
PCC: low ready, muzzle pointed at the dot.

### STAGE PROCEDURE:

On the start signal, engage T1- T7 in tactical priority using available cover.  
T2 activates bobber T3.  
T4 can be engaged In the Open.  
T7 is visible only through the gaps between the boxes.



**STRIKEFORCE**<sup>®</sup>  
ARMERIA



STRING 1  
COVER GARMENT REQUIRED  
SCORED BEST 2  
HIT PER TARGET  
SCORING 14 ROUNDS UNLIMITED



TARGETS 7 T  
4 NT  
START STOP TIMER - LAST SHOT  
MUZZLE SAFE POINT 180 RULE  
SIDE BERMS IN HEIGHT







**ARMERIA  
RED-POINT**

**STAGE 9**

**GAMBLING HOUSE**

**2021 S&W ITALIAN NATIONALS - STAGE 9**

**SCENARIO:**

It's your lucky night, but as you're about to put your last 1K bet, the owner and his minions decide to stop your winning flow, drawing their weapons. Get out!

**START POSITION:**

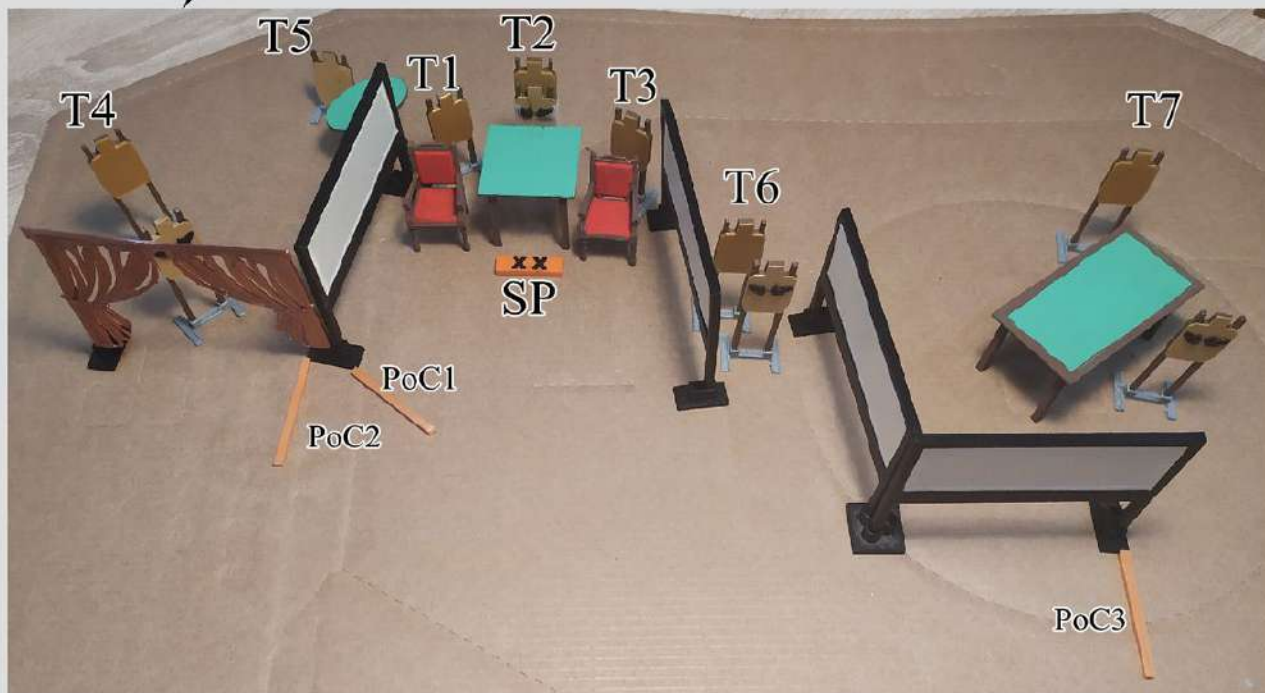
Shooter standing in SP facing down range, one hand over the money, the other on the cards. Gun holstered, loaded and chambered. Magazines at division capacity. PCC: placed on the table pointed at T2.

**STAGE PROCEDURE:**

On the start signal, engage T1-T7 in tactical priority using available cover. T6 can be engaged In The Open.



**SHOOTERS.GLOBAL**



STRING 1  
COVER GARMENT REQUESTED  
SCORED BEST 2  
HIT PER TARGET  
SCORING 14 ROUNDS MIN  
UNLIMITED



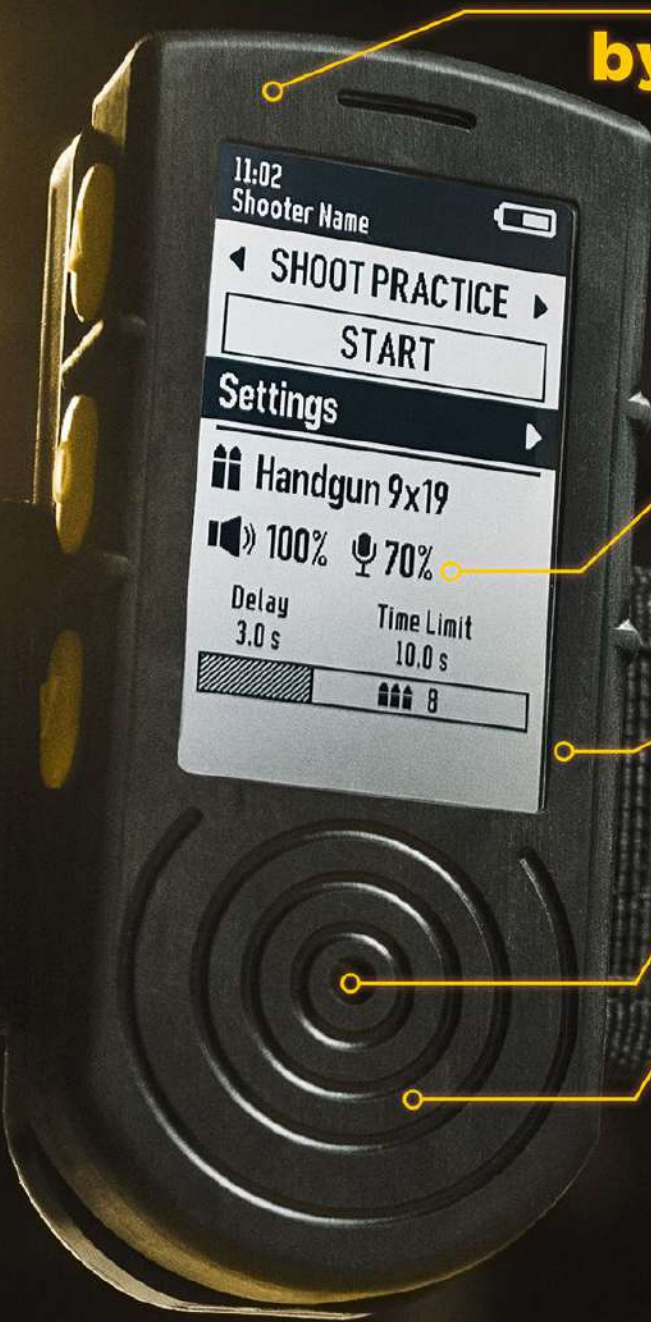
**Pyrvé**

TARGETS 7 T  
4 NT  
START TIMER -  
STOP LAST SHOT  
MUZZLE 180 RULE  
SAFE SIDE BERMS IN  
POINT HEIGHT



# THE NEW SMART SHOT TIMER

by SHOOTERS.GLOBAL



**INTUITIVE  
INTERFACE**

**WATER RESISTANT  
HOUSING**

**LIVE FIRE AND TRIGGER PULL  
SOUND RECOGNITION**

**BLUETOOTH & MOBILE APP  
INTEGRATION**



**ORDER NOW**  
at [SHOOTERS.GLOBAL/SW21](https://shooters.global/sw21)  
AND GET 3 MONTHS OF PREMIUM  
IN MOBILE APP FOR FREE







**ARMERIA  
RED-POINT**

**STAGE 10**

**BANK ROBBERY**

2021 S&W ITALIAN NATIONALS - STAGE 10

**SCENARIO:**

You are in the bank for a transaction but bad, armed guys break in for a robbery. Defend yourself and the other people!

**START POSITION:**

Standing in SP, heels touching the line, gun loaded, chambered in the holster facing down range. PCC muzzle on the sign. Magazines at division capacity.

**STAGE PROCEDURE:**

On the start signal engage targets from T1 to T7, with two rounds each, using available cover. T1, T2, T3 and T5, T6 can be engaged In The Open.



STRING	1
SCORING	14 ROUNDS MIN. UNLIMITED
SCORED HITS	BEST 2 PER TARGET ®
TARGETS	7 T 3 NT
START STOP	TIMER - LAST SHOT
COVER GARMENT	REQUIRED
MUZZLE SAFE POINT	180 RULE SIDE BERMS IN HEIGHT







**ARMERIA  
RED-POINT**

**STAGE II**

**STANDARD**

**2021 IAW ITALIAN NATIONALS - STAGE II**

**SCENARIO:**

**START POSITION:**

Standing in SP, gun loaded with only 4 rounds (3+1), chambered and holstered. Magazines at division capacity. PCC low ready, muzzle on the sign.

**STAGE PROCEDURE:**


At the signal from inside the box engage T1, T2 with weak hand only, T3, T4 with strong hand only and T5 free style. All the targets must be engaged with 2 round each. T3 and T4 are visible only through the port in the barricade while T5 is visible only from prone position.



**STRIKEFORCE®  
ARMERIA**



**SHOOTERS.GLOBAL**



**STRING 1**

**SCORING 10 ROUNDS LIMITED**

**SCORED HIT 2 PER TARGET®**

**TARGETS 5 T  
1 NT**

**START STOP TIMER - LAST SHOT**

**COVER GARMENT NOT REQUIRED**

**MUZZLE 180 RULE  
SAFE SIDE BERMS IN  
POINT HEIGHT**




Prodotti per la manutenzione delle armi!



# THE INSIDE ADVANTAGE OF STAINLESS STEEL

OURS



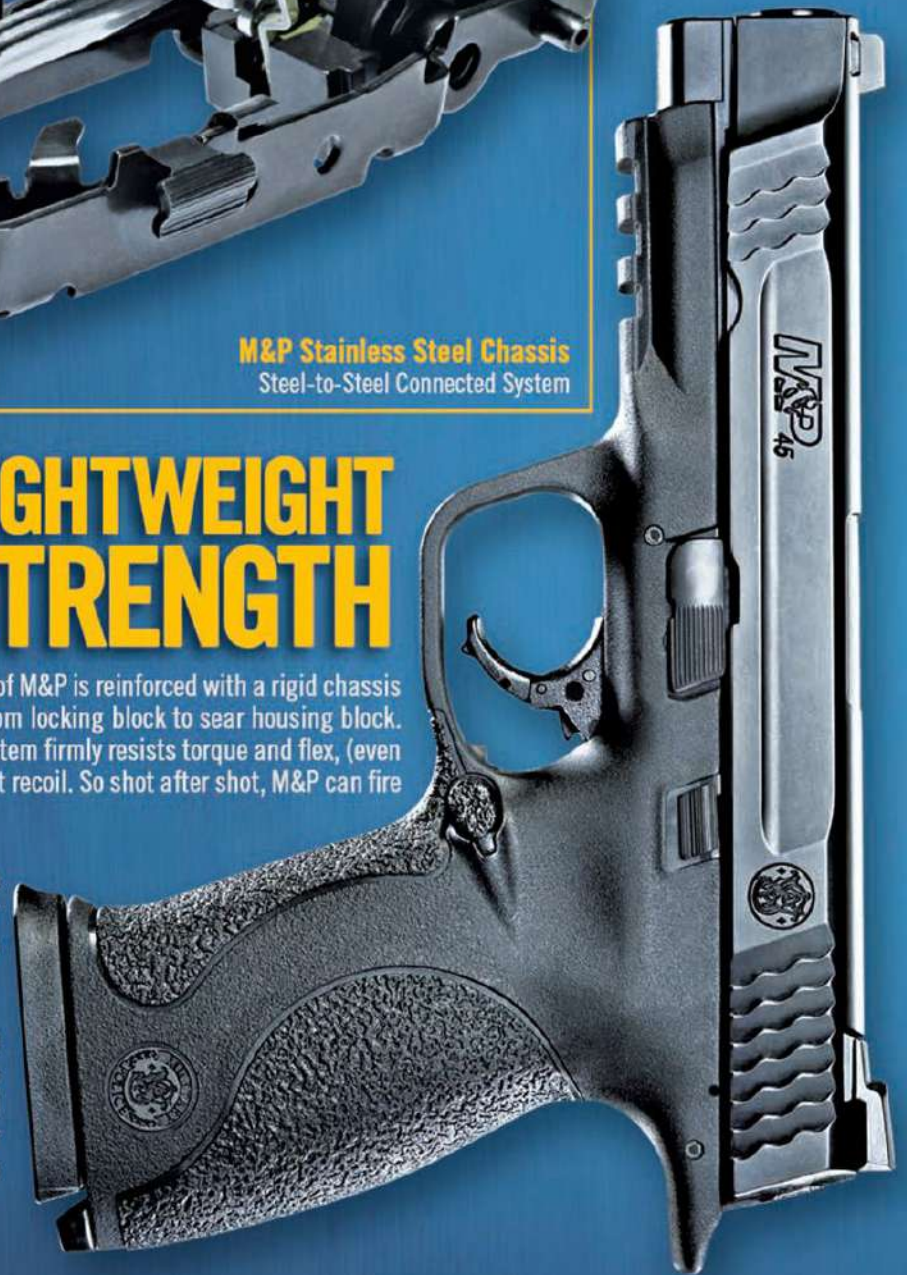
M&P Stainless Steel Chassis  
Steel-to-Steel Connected System

## LIGHTWEIGHT STRENGTH

The lightweight, high-strength Zytel™ polymer frame of M&P is reinforced with a rigid chassis system for continuous steel-to-steel connections from locking block to sear housing block. Between polymer embedded steel rails, this rigid system firmly resists torque and flex, (even under extreme temperatures) while also reducing felt recoil. So shot after shot, M&P can fire reliably and consistently.

Our innovative steel sear deactivation lever allows safe disassembly without having to pull the trigger. Our stainless guide rod ensures consistent firing plus reduced felt recoil.

When it comes to the slide and barrel, we machine both parts from solid bars of stainless steel that are through-hardened and Melonite® finished for additional strength, corrosion and scratch resistance. Another example of our inside advantage of the right materials to keep the M&P both durable and reliably accurate.



MADE IN THE USA



Smith & Wesson®





**ARMERIA  
RED-POINT**

**STAGE 12**

**DANGEROUS ALLEY**

**2021 I&W ITALIAN NATIONALS - STAGE 12**

**SCENARIO:**

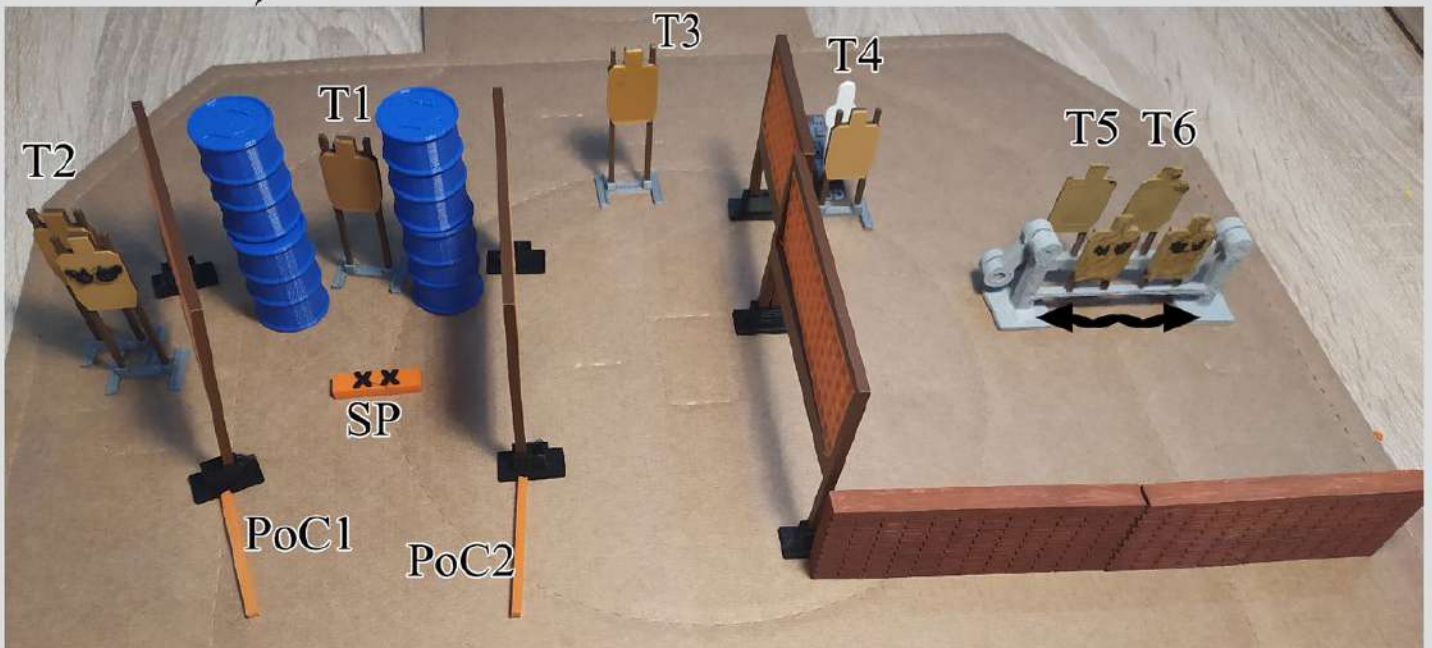
Ti stai incontrando con un cliente ma capisci di essere caduto in un'imboscata. Difenditi dal tuo aggressore ed i suoi compari armati lungo il vialetto.

**START POSITION:**

Standing in SP, gun loaded, chambered and holstered. Magazines at division capacity. PCC facing downrange muzzle on the sign.

**STAGE PROCEDURE:**

At start signal engage T1 il The Open in retention, that means the gun hand elbow must touch the body. Engage the remaining targets, with 2 rounds each, using the cover when available. The activator behind T4 start up T5,T6, can-can array. T4, T5 and T6 are In the Open and they remain visible at the end.



STRING 1  
COVER GARMENT REQUIRED  
SCORED BEST 2  
HIT PER TARGET  
SCORING 12 COLPI MIN UNLIMITED



**MVM**  
**SMART PARTS**

TARGETS 6 T  
3 NT  
START STOP  
Muzzle 180 RULE  
SAFE POINT SIDE BERMS IN HEIGHT  
TIMER - LAST SHOT





**ARMERIA  
RED-POINT**

**STAGE 13**

**CHRONO**



**SHOOTERS.GLOBAL**

**2021 SEM ITALIAN NATIONALS - STAGE 13**

**SSP, ESP, CCP, CO Divisions**

Power Floor is 125,000

Bullet Weight (Grains)	Minimum Velocity (FPS)	Bullet Weight (Grains)	Minimum Velocity (FPS)	Bullet Weight (Grains)	Minimum Velocity (FPS)
92	1369	148	845	212	590
95	1316	150	834	215	582
100	1250	155	807	220	569
105	1191	158	792	225	556
110	1137	160	782	230	544
115	1087	161	777	235	532
120	1042	162	772	240	521
121	1034	165	758	245	511
124	1009	168	745	248	505
125	1000	170	736	250	500
130	962	173	723		
131	955	174	719		
133	940	175	715		
135	925	180	695		
137	913	185	676		
140	893	190	658		
141	887	195	642		
145	863	200	625		
146	857	205	610		
147	851	210	596		

**CDP Division**

Power Floor is 165,000

Bullet Weight (Grains)	Minimum Velocity (FPS)
180	917
186	892
190	869
195	847
200	825
206	806
210	786
212	779
215	768
220	750
225	734
230	718
235	703
240	688
245	674
246	666
250	660
255	648
260	635

**REV Division  
Enhanced Revolver sub-category**

Power Floor is 155,000

Bullet Weight (Grains)	Minimum Velocity (FPS)	Bullet Weight (Grains)	Minimum Velocity (FPS)	Bullet Weight (Grains)	Minimum Velocity (FPS)	Bullet Weight (Grains)	Minimum Velocity (FPS)
100	1550	155	1000	220	705	190	816
105	1477	158	962	225	689	195	795
110	1410	160	969	230	674	200	775
115	1348	161	963	235	660	205	757
120	1292	162	957	240	646	210	739
121	1281	165	940	245	630	212	732
124	1250	168	923	248	625	215	721
125	1240	170	912	250	620	220	705
130	1193	173	896	255	608	225	689
131	1184	174	891	260	597	230	674
133	1166	175	886	280	554	235	660
135	1149	180	862	300	517	240	646
137	1132	185	838	165	940	245	633
140	1108	190	816	168	923	248	625
141	1100	195	795	170	912	250	620
145	1069	200	775	173	896	255	608
146	1062	205	757	174	891	260	597
147	1056	210	739	175	886	280	554
148	1048	212	732	180	862	300	517
150	1034	215	721	185	838		

**BUG Division  
Semi-Automatic and Revolver sub-categories**

Power Floor is 95,000

Bullet Weight (Grains)	Minimum Velocity (FPS)	Bullet Weight (Grains)	Minimum Velocity (FPS)
92	1033	147	647
95	1000	148	642
99	960	150	634
100	950	155	613
105	905	158	602
110	864	160	594
115	827	161	591
120	792	162	587
121	786	165	576
124	767	168	566
125	760	170	559
130	731	173	550
131	726	174	546
133	715	175	543
135	704	180	528
137	694	185	514
140	679	190	500
141	674		
145	656		
146	651		

**PCC Specialty Division**

Power Floor is 135,000

Bullet Weight (Grains)	Minimum Velocity (FPS)	Bullet Weight (Grains)	Minimum Velocity (FPS)	Bullet Weight (Grains)	Minimum Velocity (FPS)
92	1457	148	912	212	637
95	1421	150	900	215	628
100	1350	155	871	220	614
105	1286	158	854	225	600
110	1227	160	844	230	587
115	1174	161	839	235	574
120	1125	162	833	240	563
121	1116	165	818	245	551
124	1089	168	804	248	544
125	1080	170	794	250	540
130	1038	173	780		
131	1031	174	775		
133	1015	175	771		
135	1000	180	750		
137	985	185	730		
140	964	190	711		
141	957	195	692		
145	931	200	675		
146	925	205	659		
147	918	210	643		

**REV Division  
Stock Revolver sub-category**

Power Floor is 105,000

Bullet Weight (Grains)	Minimum Velocity (FPS)	Bullet Weight (Grains)	Minimum Velocity (FPS)
92	1147	148	710
95	1106	150	700
100	1059	155	676
105	1001	158	665
110	955	160	657
115	914	161	652
120	875	162	645
121	866	165	637
124	847	168	628
125	840	170	619
130	802	173	607
131	800	174	604
133	790	175	600
135	775	180	584
137	767	185	568
140	750	190	562
141	745	195	555
145	720	200	530
146	720	205	513
147	710	210	500







5.11  <sup>®</sup>





**ARMERIA  
RED-POINT**

**STAGE 14**

**THE HIGHJACKING**

2021 I&W ITALIAN NATIONALS - STAGE 14

**SCENARIO:**

You're flying to Rome but when get out from the lavatory you realize that the airplane was hijacked from terrorists and they threaten to blow up the plane. Save yourself and the passengers!

**START POSITION:**

Standing at SP facing the door.  
Loaded to division capacity, chambered and holstered.  
Magazines at division capacity.  
PCC muzzle on the sign.


**STAGE PROCEDURE:**

On the start signal, engage all targets using proper IDPA rules and available covers.  
T1, T2 and T3; T5, T6 and T7 can be engaged In The Open.



**STRIKEFORCE®  
ARMERIA**

**5.11** 



STRING	1
SCORING	16 ROUNDS MIN. UNLIMITED
SCORED HIT	BEST 2 PER TARGET <sup>®</sup>
TARGETS	8 T 5 NT
START STOP	TIMER - LAST SHOT
COVER GARMENT	REQUIRED
MUZZLE SAFE POINT	180 RULE SIDE BERMS IN HEIGHT

VETRARE  
**Pyrvé**





**ARMERIA  
RED POINT**

**STAGE 15**

**MUSEUM**

**2021 S&W ITALIAN NATIONALS - STAGE 15**

**SCENARIO:**

You are visiting the museum. The alarm went on and suddenly realize that the museum is under armed attack. Find the way out!

**START POSITION:**

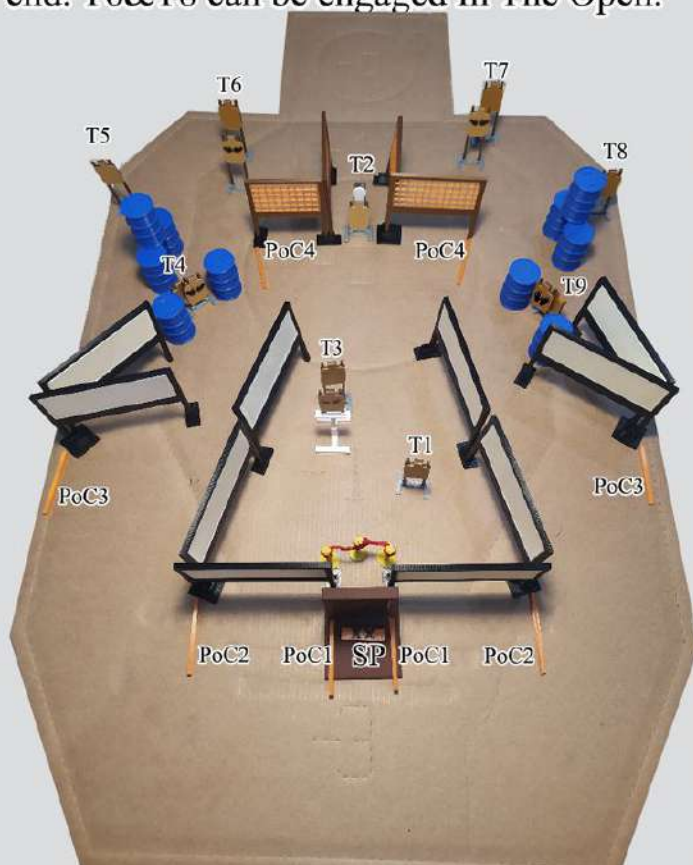
Standing in SP, strong hand on the door handle, gun loaded, chambered and holstered. Magazines at division capacity. PCC facing downrange muzzle on the sign, strong hand on the handle door.

**STAGE PROCEDURE:**

At start signal open the door and engage all targets, with 2 rounds each, using the cover when available. Activator behind T2 activate rotating NT in the front of T3 which remains visible at the end. T6&T8 can be engaged In The Open.



**SHOOTERS.GLOBAL**




- STRING 1
- SCORING 18 ROUNDS MIN. UNLIMITED
- SCORED HIT BEST 2 PER TARGET <sup>®</sup>
- TARGETS 9 T  
5 NT
- START STOP TIMER - LAST SHOT
- COVER GARMENT REQUIRED
- MUZZLE SAFE POINT 180 RULE  
SIDE BERMS IN HEIGHT





**ALL COF WERE  
DESIGNED  
USING THE  
3D IDPA KIT BY**



**IF YOU LIKE THEM GO AT  
[WWW.3DSTAGEBUILDER.COM](http://WWW.3DSTAGEBUILDER.COM)**

**YOU WON'T BE DISAPPOINTED**