



CONRAD SHOOTING CLUB- IDPA

Stage:1 HELICOPTER

Course Designer:LIUZZI PIETRO

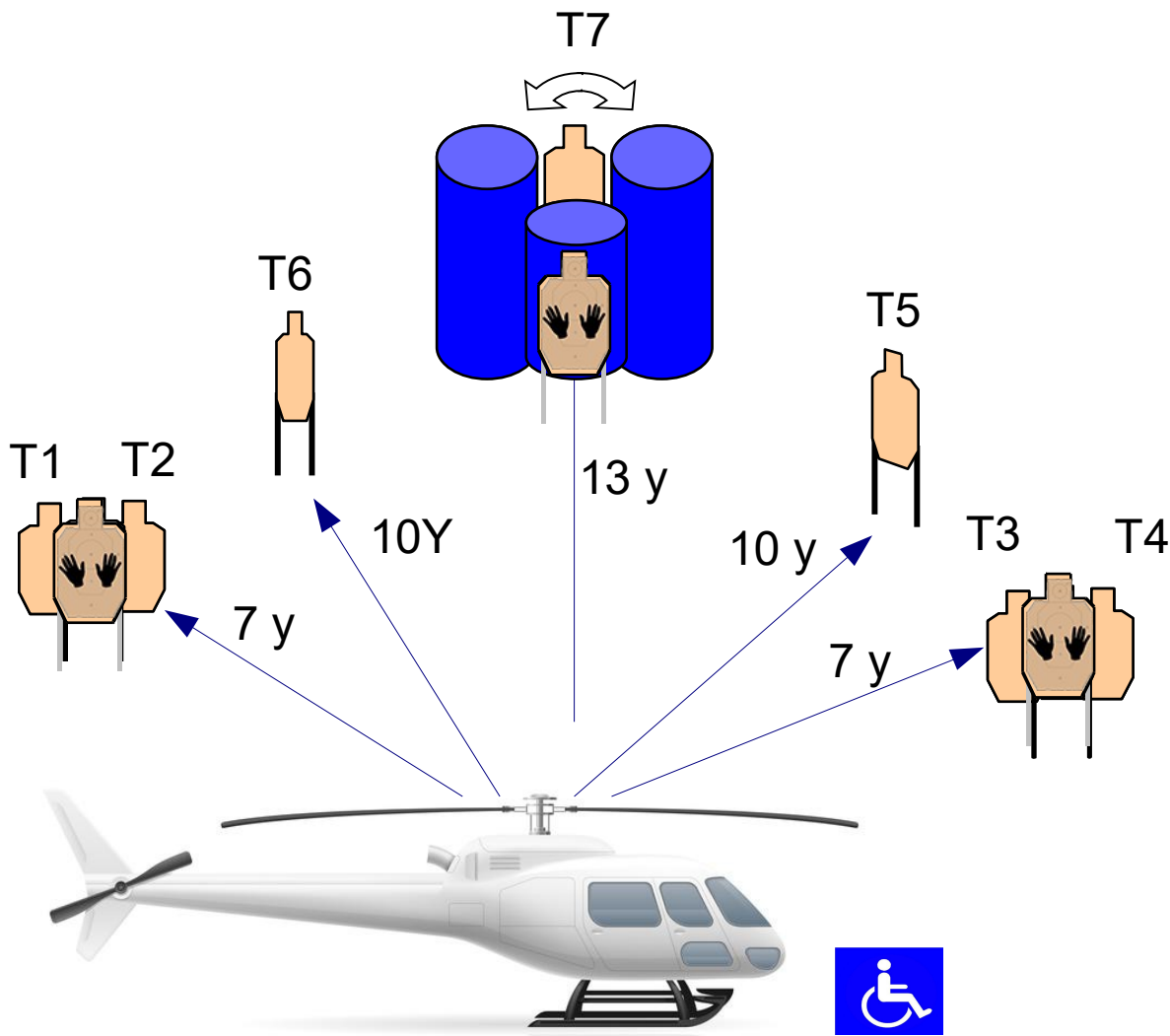


SCENARIO:YOU ARE CARRYING A LARGE AMOUNT OF DIAMONDS, AT A CERTAIN POINT, SOMETHING GOES WRONG WITH THE VEHICLE AND YOU ARE FORCED TO STOP, SO YOU UNDERSTAND THAT IT WAS ALL PLANNED BY A GROUP OF CRIMINALS, REACT.

START CONDITION:GUN NOT CHAMBERED IN THE DRAWER, MAGAZINE AT THE DIVISION CAPACITY, BOTH HANDS ON THE CLOCHE.
PCC SAME CONDITION, ACTION CLOSED, WEAPON ON MARKS.

STRINGS:	1
SCORING:	14 rounds min, Unlimited
TARGETS:	7 Threat, 3 Non-threat,
SCORED HITS:	Best 2 per target
START-STOP:	Audible - Last shot
CONCEALMENT:	Required
DISTANCE:	7 -13 YARDE
RULES:	Current IDPA Rulebook
NB: Unless otherwise specified, the 180°rule applies horizontally and vertically the limit is the height of the berms.	

STAGE PROCEDURE: ON START SIGNAL ENGAGE THE TARGET FROM SEATED IN THE OPEN, PULLING THE CLOCHE ACTIVATES T7 SWINGER WHICH REMAIN VISIBLE.





Conrad Shooting Club– IDPA

Stage 2 PARK

Course Designer:LIUZZI PIETRO

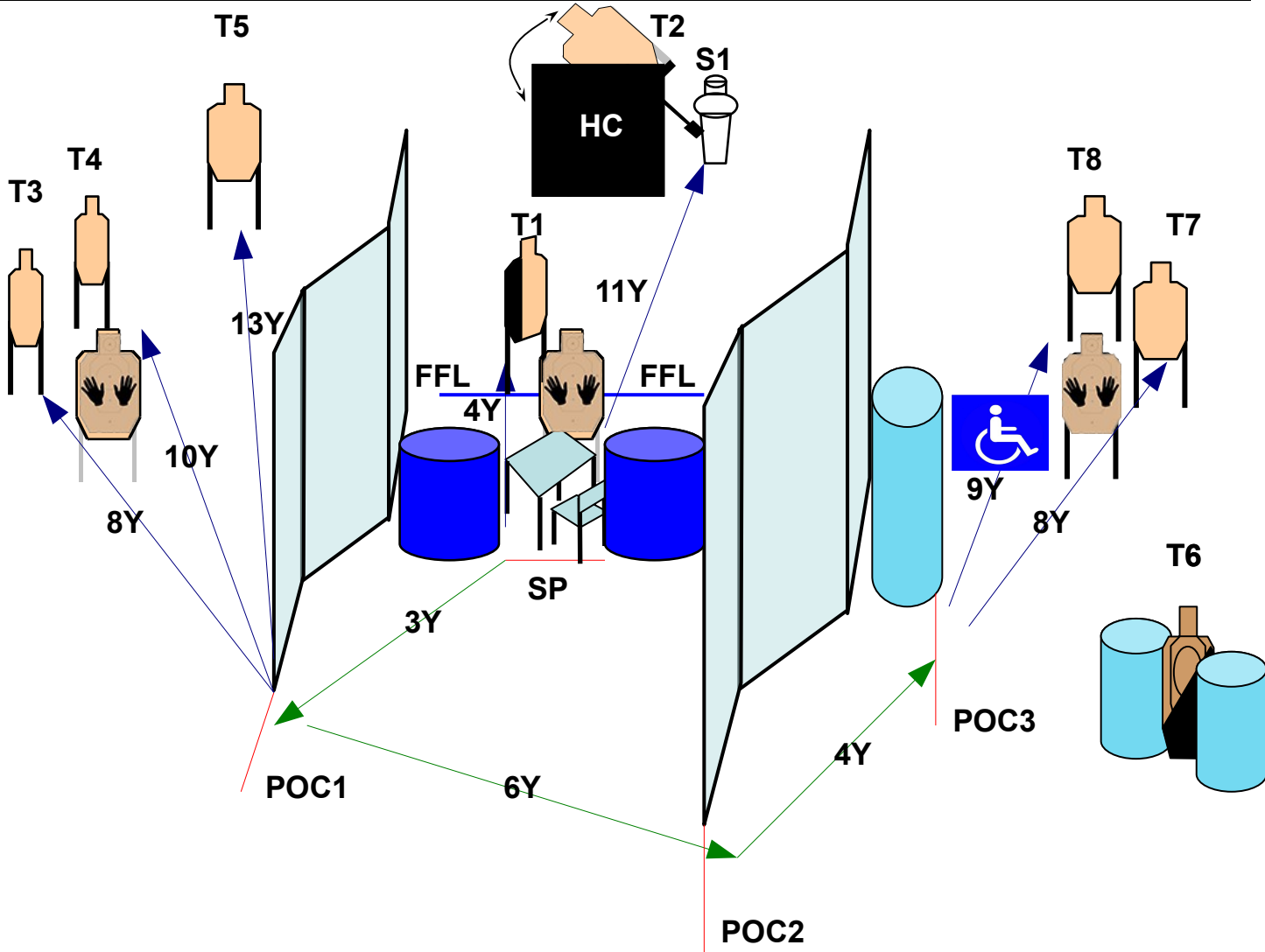


SCENARIO: YOU ARE READING SITTING IN THE PARK WHEN YOU REALIZE THAT A GROUP OF Armed CRIMINAL HAS TAUGHT YOU, DEFEND YOURSELF...

START POSITION: IN SP, FACING DOWNRANGE, SEATED HOLDING THE NEWSPAPER WITH BOTH HANDS,GUN LOADED AND HOLSTERED, MAGAZINE AT DIVISION CAPACITY
PCC:SAME CONDITION ON MARKS

STRINGS:	1
SCORING:	17 rounds min, Unlimited
TARGETS:	8 Threat, 3 Non-threat, 1 Steel
SCORED HITS:	Best 2 per target,
START-STOP:	Audible - Last shot
CONCEALMENT:	Required
DISTANCES:	4-13 YARDS
RULES:	current IDPA rulebook
NB:	Unless otherwise specified, the 180°rule applies horizontally and vertically the limit is the height of the berms.

STAGE PROCEDURE: ON START SIGNAL ENGAGE T1, S1 AND T2 FROM SEATED, ENGAGE REMAINING TARGET FROM AVAILABLE COVERS, ENGAGE T7 AND T8 LOW COVERED.
NB: ENGAGE S1 and T2 BEYOND FFL LINE CONFER DQ.





Conrad Shooting Club– IDPA
Stage 3 BINS



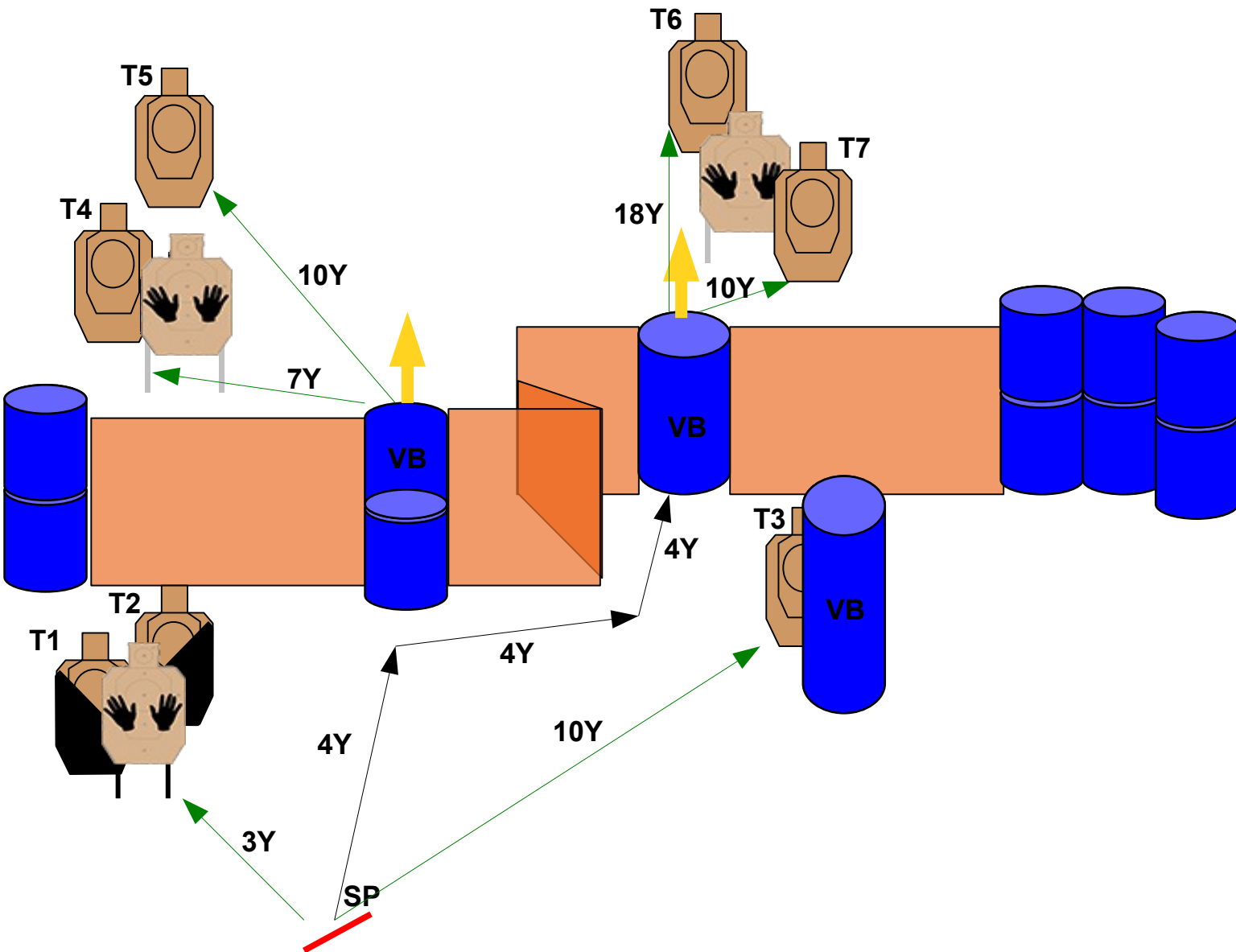
Course Designer: Liuzzi Pietro

Scenario: you are in a shed where a group of armed criminals want to take away some bins full of material of dubious origin, and they are surprised by you...

START POSITION: IN SP, FACING DOWNRANGE,
**GUN LOADED AND HOLSTERED, MAGAZINE AT
 DIVISION CAPACITY, HEELS ON SIGNS**
PCC: SAME CONDITION, HIP LEVEL

STAGE PROCEDURE: ON START SIGNAL ENGAGE
 THE TARGETS.
**MOVING THE BINS WILL MAKE THE TARGETS
 VISIBLE.**

STRINGS: 1
SCORING: 14 UNLIMITED
TARGETS: 7 THREAT, 3 NON THREAT
SCORED HITS: 2 best for target
START-STOP: Audible - Last shot
CONCEALMENT: richiesto
DISTANCES: 3-18 YARDS
RULES: current IDPA rulebook
NB: Unless otherwise specified, the 180° rule
 applies horizontally and vertically the limit is the
 height of the berms.



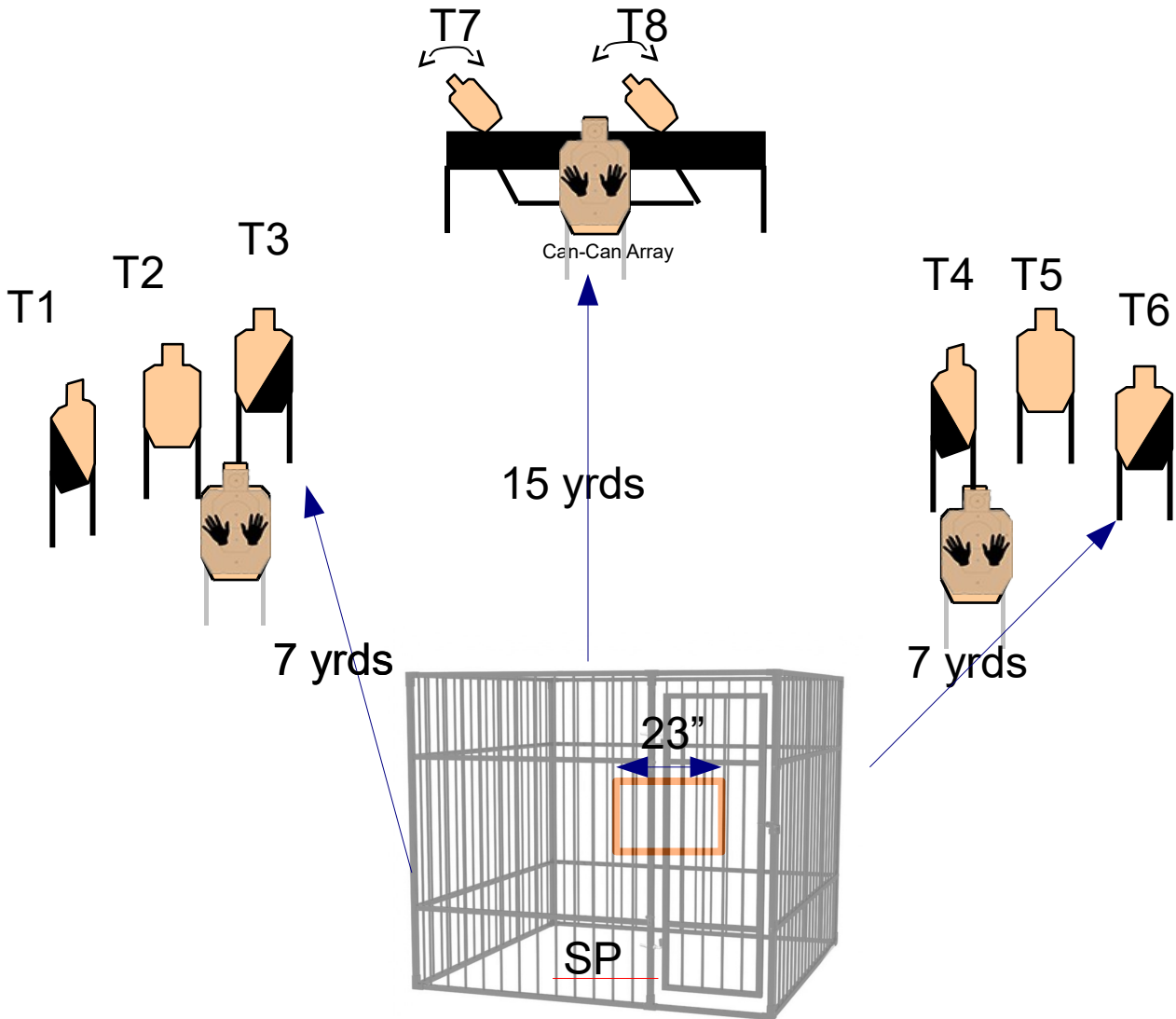


CONRAD SHOOTING CLUB – IDPA
Stage Name 5: THE CAGE
 Course Designer: LIUZZI PIETRO



SCENARIO: YOU HAVE BEEN KIDNAPPED AND LOCKED IN A CAGE, YOU CAN GET THE KEYS AND THE WEAPON AT THE GUARD, FREEING YOURSELF, SOLVE AND ESCAPE...

<p>START POSITION: SHOOTER IN THE CAGE, GUN UNLOADED ON THE EXTERNAL TABLE WITH ALL MAGAZINE AT DIVISION CAPACITY. PCC: SAME CONDITION, ACTION CLOSED</p>	<p>STRINGS: 1 SCORING: 16 rounds min, Unlimited TARGETS: 8 Threat, 3 Non-threat, SCORED HITS: Best 2 per target START-STOP: Audible - Last shot CONCEALMENT: Not Required DISTANCE : 7 -15 YARD RULES: current IDPA rulebook NB: Unless otherwise specified, the 180° rule applies horizontally and vertically the limit is the height of the berms.</p>
<p>STAGE PROCEDURE: FROM SP, ON START SIGNAL, OPENING THE WINDOWS WILL ACTIVATE THE CAN-CAN ARRAY, ENGAGE ALL REMAINING TARGETS IN THE OPEN THROUGH WINDOW</p>	





CONRAD SHOOTING CLUB – IDPA
Stage 6: DO NOT OPEN THAT DOOR

Course Designer:LIUZZI PIETRO

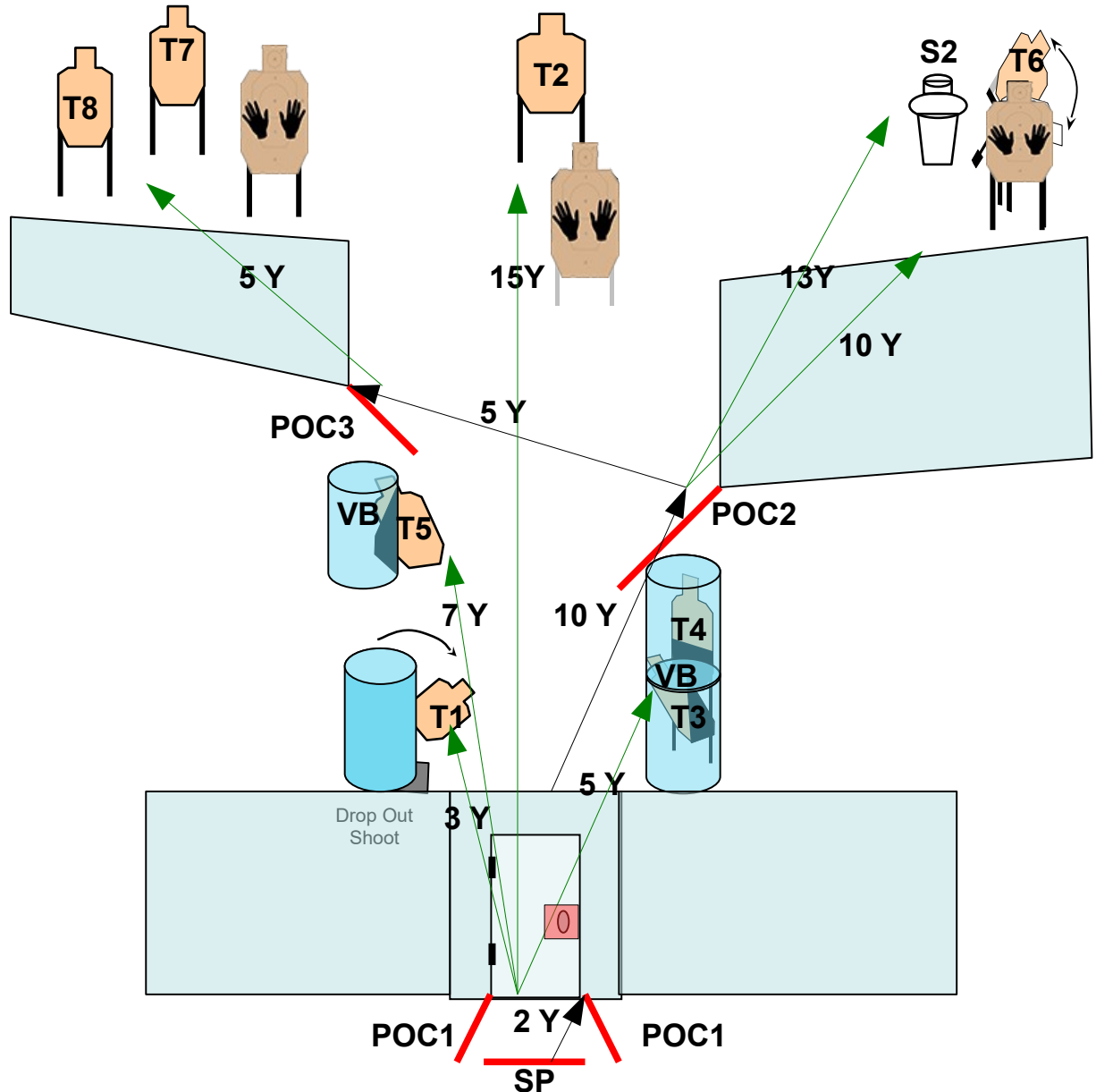


SCENARIO: YOU ARE ENTERING THE SUPERMARKET AND YOU REALIZE THAT A ARMED ROBBERY IS UNDERGOING AND YOUR LIFE IS IN DANGER, DEFEND YOURSELF...

**START POSITION: IN SP, FACING DOWNRANGE, HEELS ON MARKS, GUN LOADED AND HOLSTERED, MAGAZINE AT DIVISION CAPACITY.
 PCC: SAME CONDITION, HIP LEVEL**

STRINGS: 1
SCORING: 17 rounds min, Unlimited
TARGETS: 8 Threat, 3 Non-threat, 1 Steel
SCORED HITS: Best 2 per target, steel down
START-STOP: Audible - Last shot
CONCEALMENT: Required
DISTANCE: 3-15 YARD
RULES: Current IDPA Rulebook
NB: Unless otherwise specified, the 180° rule applies horizontally and vertically the limit is the height of the berms.

STAGE PROCEDURE: ON START SIGNAL, OPENING THE DOOR WILL ACTIVATE T1 SWINGER, T3,T4,T5 ARE IN THE OPEN, FINISH THE COF USING AVAILABLE COVERS, S2 ACTIVATE T6 SWINGER





Conrad Shooting Club– IDPA
Stage 7
 Course Designer:LIUZZI PIETRO

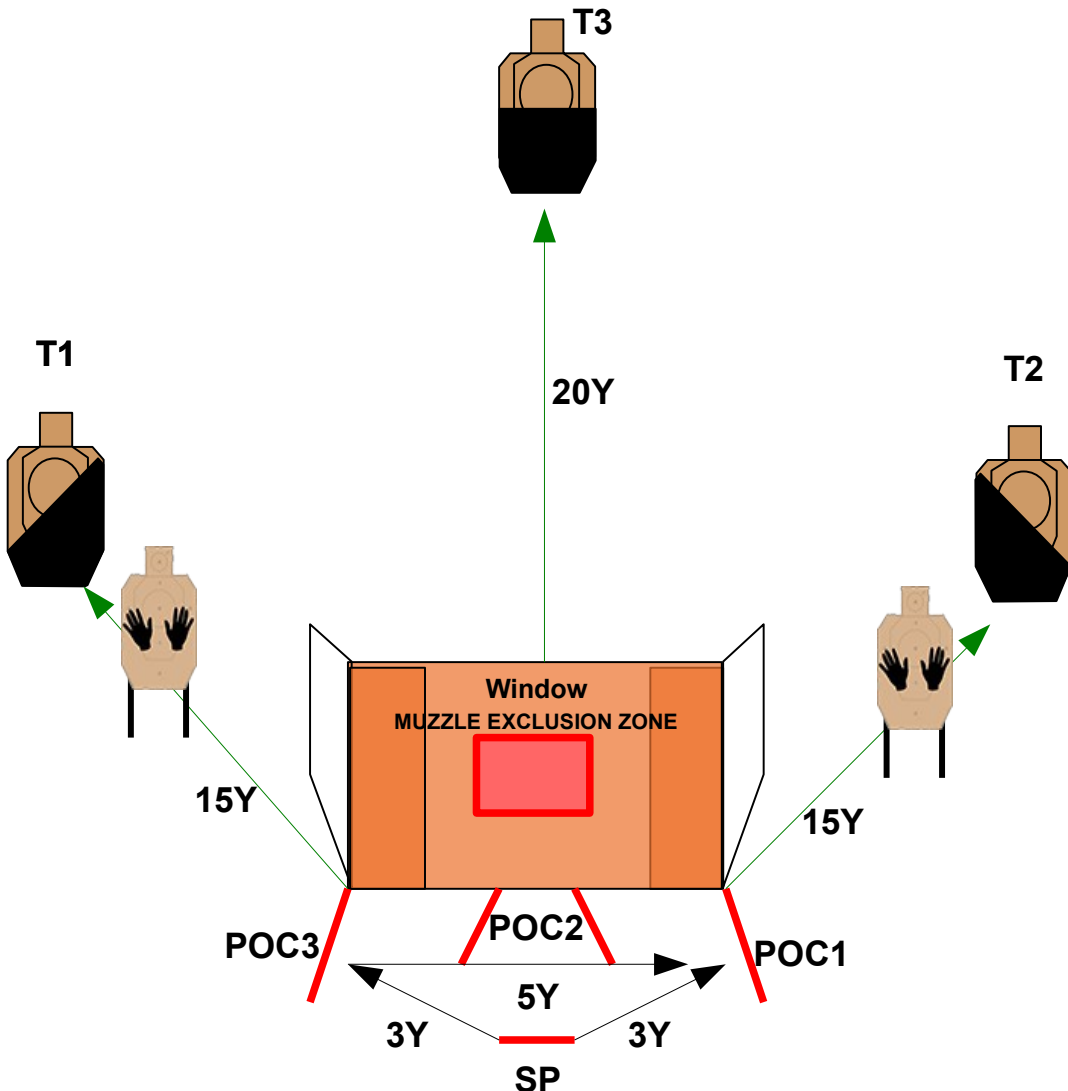


STANDARD

START POSITION: IN SP, FACING DOWNRANGE, HEELS ON MARK, GUN LOADED AND HOLSTERED, MAGAZINE AT DIVISION CAPACITY
PCC: SAME CONDITION, HIP LEVEL

STRINGS: 1
SCORING: 15 rounds min, limited
TARGETS: 3 Threat, 2 No Threat
SCORED HITS: 5 per target
START-STOP: Audible - Last shot
CONCEALMENT: Required
RULES: Current IDPA Rulebook
DISTANCE: 15-20 YARDS
NB: Unless otherwise specified, the 180° rule applies horizontally and vertically the limit is the height of the berms.

STAGE PROCEDURE: AT START SIGNAL ENGAGE THE TARGETS WITH 5 ROUNDS EACH.
T3 WILL BE VISIBLE OPENING THE WINDOW.
THE ENTIRE WINDOW IS A MUZZLE EXCLUSION ZONE.





CONRAD SHOOTING CLUB- IDPA
 Stage 8 Name :THE BRIDGE



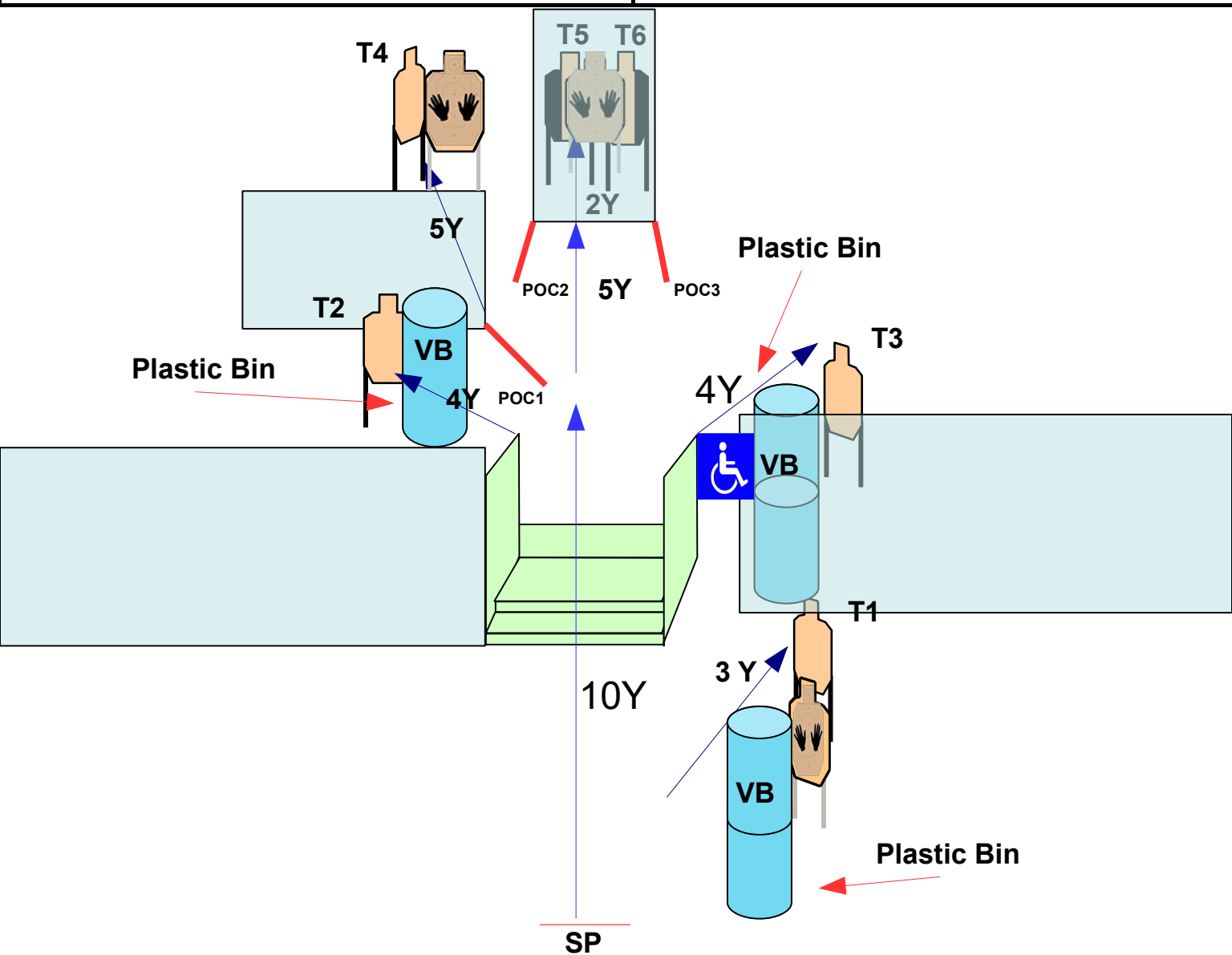
Course Designer:Liuzzi Pietro

SCENARIO: YOU ARE WALKING IN THE PARK AND AS YOU GET READY TO CROSS THE BRIDGE YOU REALIZE THAT A GROUP OF ARMED CRIMINALS WANTS TO ROB YOU, DEFEND YOURSELF...

START POSITION: IN SP, FACING DOWNRANGE, GUN LOADED AND HOLSTERED, MAGAZINE AT DIVISION CAPACITY
 PCC: SAME CONDITION, HIP LEVEL.

STRINGS: 1
 SCORING: 12 ROUND UNLIMITED
 TARGETS: 6 THREAT, 3 NOT THREAT
 SCORED HITS: 2 per TARGET
 START-STOP: Audible - Last shot
 CONCEALMENT: Required
 DISTANCE : 3-5 YARD
 RULES: Current IDPA Rulebook
 NB: Unless otherwise specified, the 180° rule applies horizontally and vertically the limit is the height of the berms.

STAGE PROCEDURE: ON START SIGNAL ENGAGE ALL TARGETS, T1,T2,T3 ARE IN THE OPEN. ENGAGE T4 FROM POC1.





CONRAD SHOOTING CLUB - IDPA

Stage 9 Name: DIAMONDS

Course Designer: Liuzzi Pietro

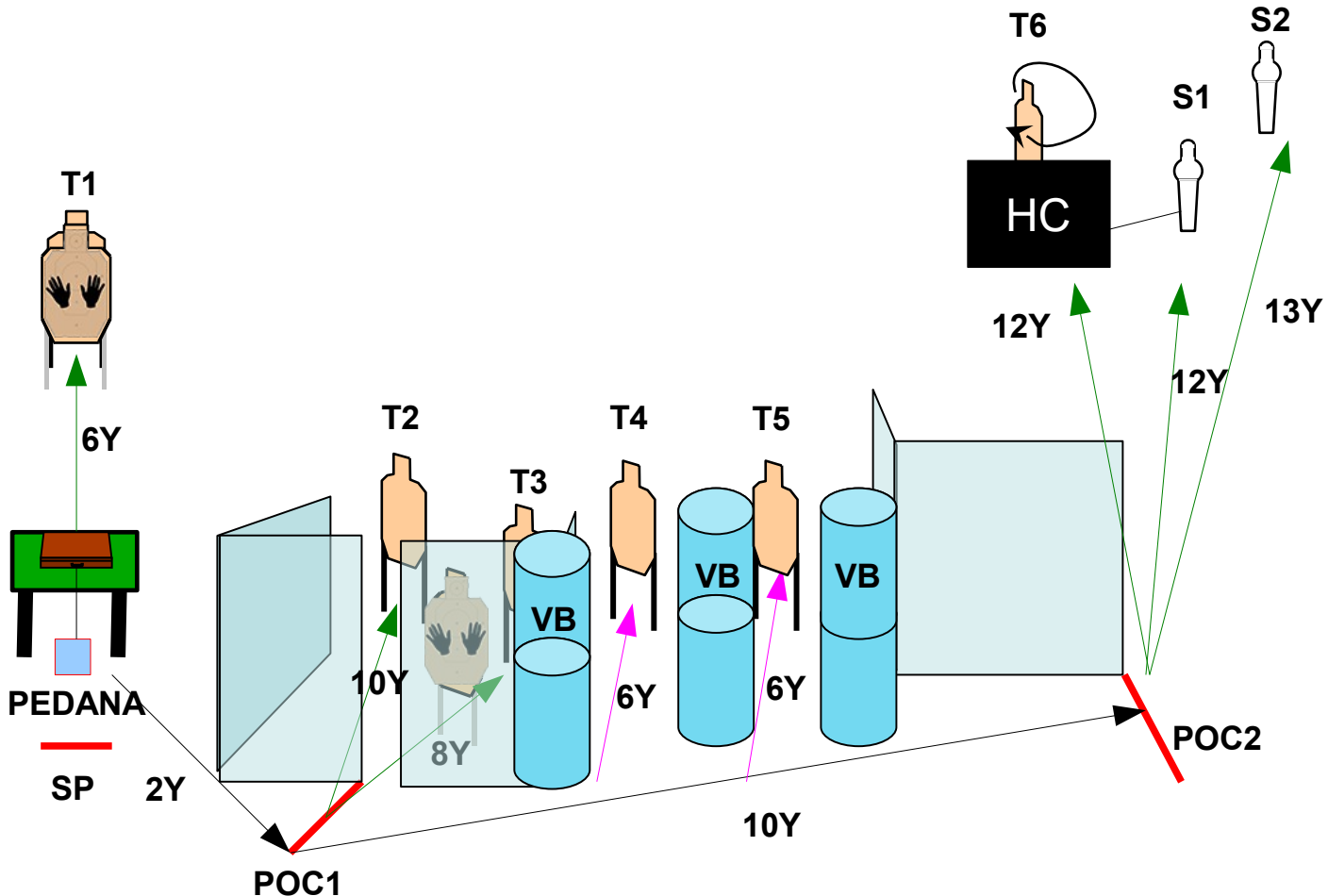


SCENARIO: YOU ARE EXAMINING SOME DIAMONDS WHEN A GANG OF ARMED THUGS PERFORMS A ROBBERY, DEFEND YOURSELF.

**START POSITION: IN SP, FACING DOWNRANGE, WITH THE DIAMOND HOLDED WITH BOTH HANDS, GUN LOADED AND NOT CHAMBERED INSIDE THE CASE, MAGAZINE AT DIVISION CAPACITY
PCC: SAME CONDITION, ON THE MARKS, CHAMBER CLOSED**

STAGE PROCEDURE: ON START SIGNAL PUSHING THE PLATFORM ACTIVATING T1 FLOP UP, FINISH THE COF USING AVAILABLE COVERS, T1, T4, T5 ARE IN THE OPEN, S1 ACTIVATE T6 TURNER THAT WILL NOT REMAIN VISIBLE AT THE END OF MOVE.

STRINGS:	1
SCORING:	14 rounds min, Unlimited
TARGETS:	6 thread ,2 no-thread, 2 steel
SCORED HITS:	Best 2 per target, steel down
START-STOP:	Audible - Last shot
CONCEALMENT:	Required
DISTANCE:	6 -12 YARD
RULES:	Current IDPA Rulebook
NB: Unless otherwise specified, the 180° rule applies horizontally and vertically the limit is the height of the berms.	





CONRAD SHOOTING CLUB- IDPA

Stage 10: VILLAINS

Course Designer: Liuzzi Pietro

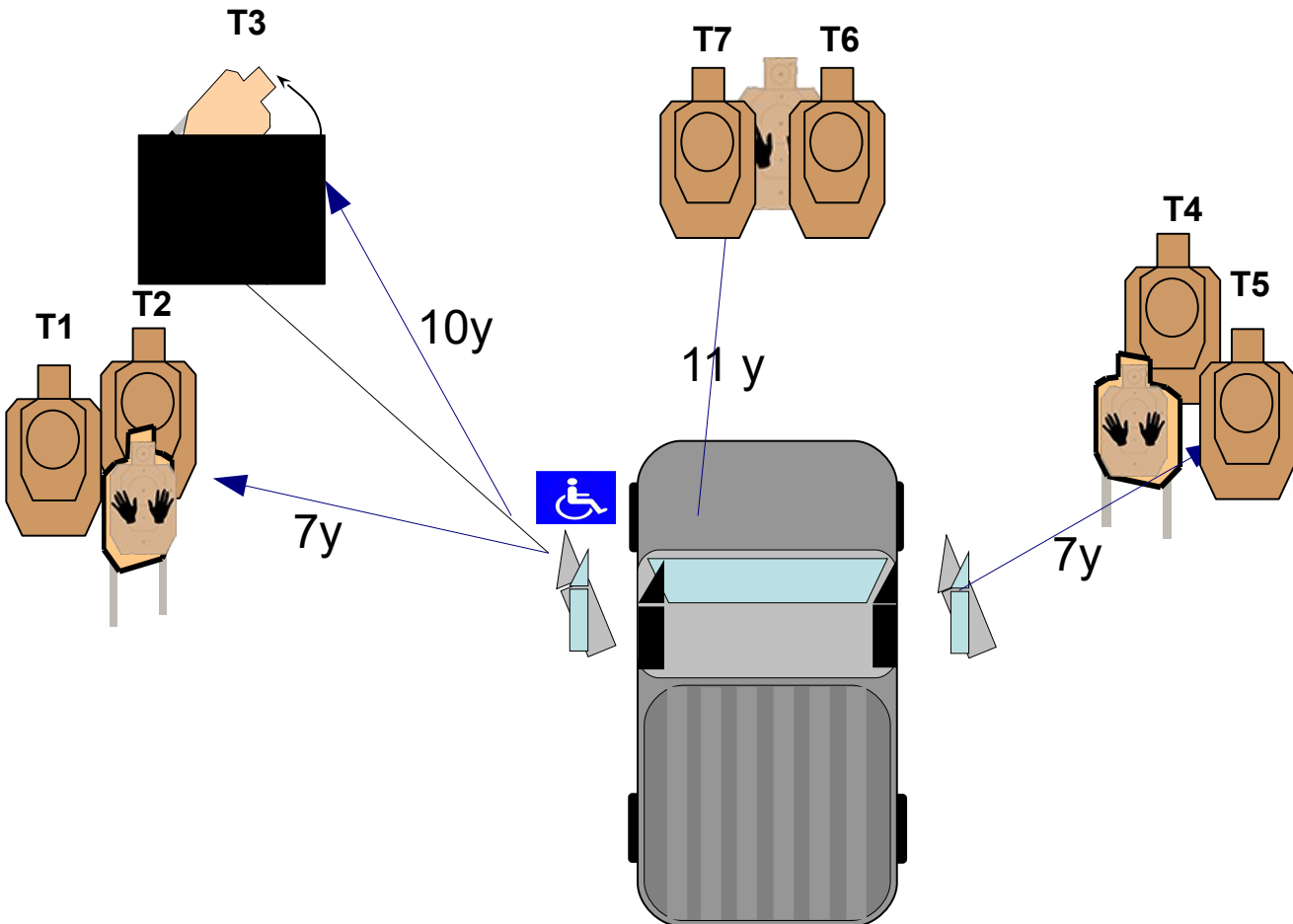


SCENARIO: YOU LEAVE THE CITY TO GO TO THE COUNTRYSIDE WITH YOUR DOG IN YOUR USUAL PLACE, ARRIVING YOU REALIZE THAT A GROUP OF ARMED CRIMINALS WANTS TO ATTACK YOU, DEFEND YOURSELF...

**START POSITION: SEATED INSIDE THE CAR, HANDS AND FEET ON MARKS, GUN LOADED NOT CHAMBERED ON THE MARKS, MAGAZINE AT DIVISION CAPACITY.
PCC: SAME CONDITION, CHAMBER CLOSED.**

STRINGS: 1
SCORING: 14 rounds min, Unlimited
TARGETS: 7 Threat, 3 Non-threat,
SCORED HITS: Best 2 per target
START-STOP: Audible - Last shot
CONCEALMENT: non richiesto
RULES: Current IDPA Rulebook
DISTANCE : 7-11 YARD
NB: Unless otherwise specified, the 180° rule applies horizontally and vertically the limit is the height of the berms.

STAGE PROCEDURE: ON START SIGNAL ENGAGE ALL TARGET IN THE OPEN STAYING SEATED IN THE CAR, CLOSING THE DOOR WILL ACTIVATE T3 SWINGER THAT WILL REMAIN VISIBLE AT THE END OF MOVEMENT.





CONRAD SHOOTING CLUB – IDPA

Stage 11: BUILDING SITE

Course Designer:LIUZZI PIETRO



SCENARIO:WHILE YOU ARE WORKING ON THE BUILDING SITE YOU DISCOVER THAT SOMEONE ARMED IS STEALING YOUR MATERIALS THREANING YOUR LIFE AND THE LIFE OF OTHER EMPLOYEES, RESOLVE...

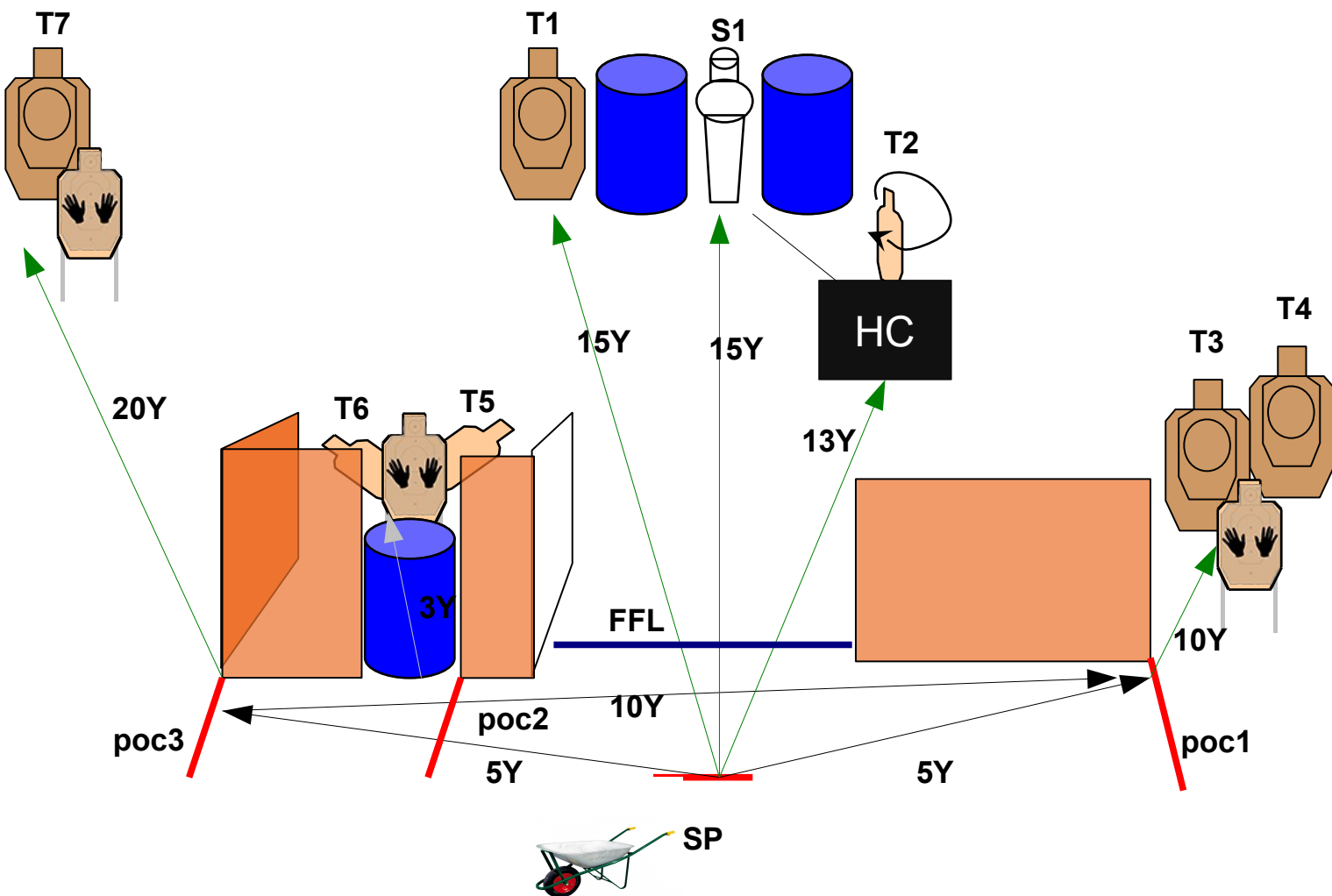
START POSITION: GUN LOADED AND HOLSTERED, FACING DOWNRANGE, MAGAZINE AT DIVISION CAPACITY, BOTH HANDS ON MARKS.

PCC: SAME CONDITION, WEAK HAND ON MARK, WEAPON IN THE STRONG HAND, HIP LEVEL

STAGE PROCEDURE: ON START SIGNAL ENGAGE THE TARGETS, T1, T2, S1 ARE IN THE OPEN, S1 ACTIVATE T2 TURNER THAT WILL NOT REMAIN VISIBLE, FINISH THE COF USING AVAILABLE POC.

NB: ENGAGE S1 E T2 BEYOND FFL LINE CONFER DQ.

STRINGS:	1
SCORING:	15 rounds min, Unlimited
TARGETS:	7 Threat, 3 Non-threat, 1 Steel
SCORED HITS:	Best 2 per target
START-STOP:	Audible - Last shot
CONCEALMENT:	Required
DISTANCE :	3-20 YARD
RULES:	current IDPA rulebook
NB: Unless otherwise specified, the 180° rule applies horizontally and vertically the limit is the height of the berms.	



Stage 12-PUSH THE IRON

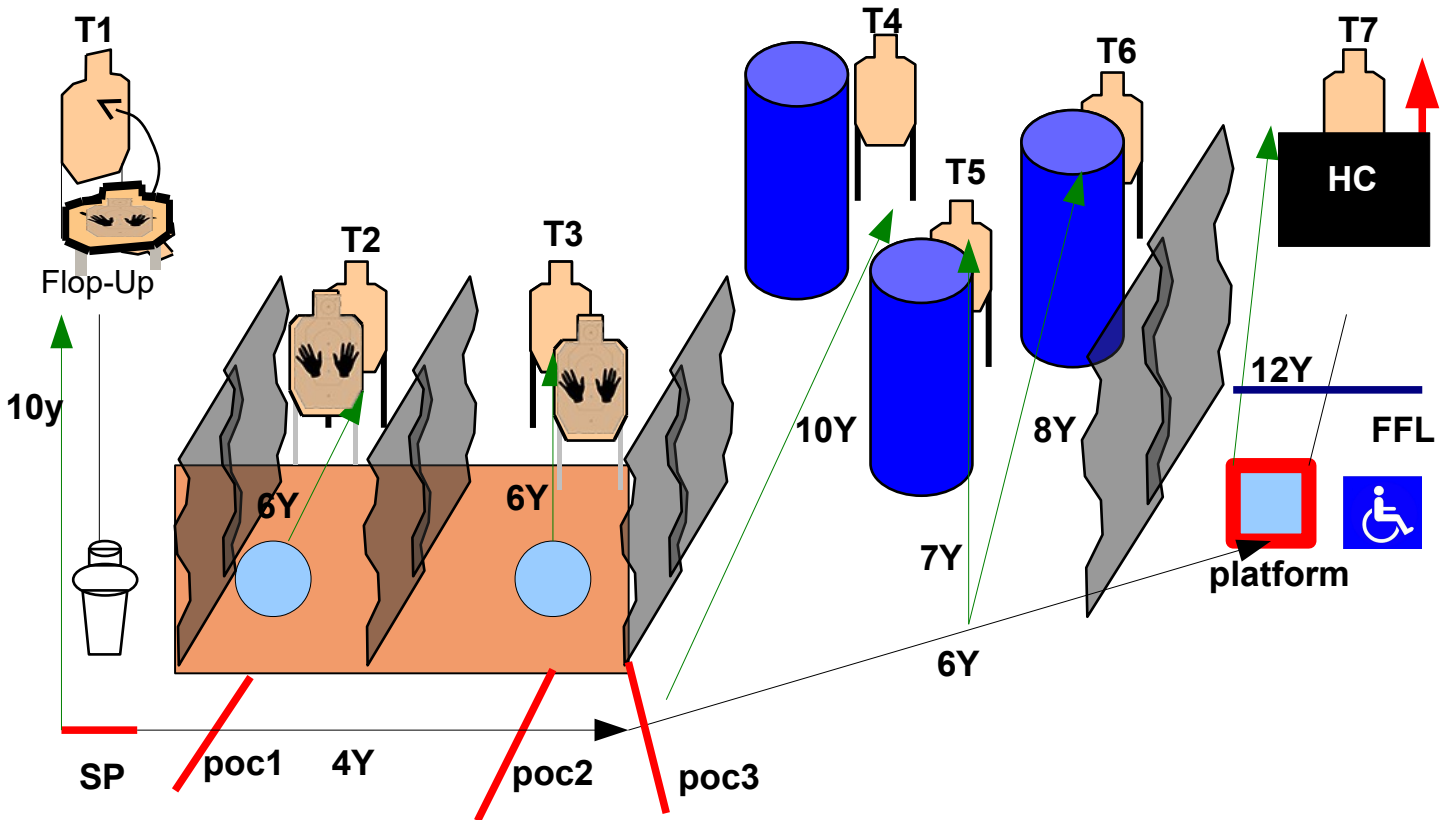
Course Designer:LIUZZI PIETRO

SCENARIO:YOU WITNESS A FIGHT WITH VERY DANGEROUS SUBJECTS, AND SINCE YOU ARE PREPARED TO FACE CERTAIN SITUATIONS, SAVE YOURSELF AND THE THREE WICKED PEOPLE...

**START POSITION: IN SP, FACING DOWNRANGE, FEETS ON MARKS, GUN LOADED AND HOLSTERED, MAGAZINE AT DIVISION CAPACITY.
PCC: SAME CONDITION, HIP LEVEL.**

STRINGS: 1
SCORING: 14 rounds min, Unlimited
TARGETS: 7 Threat, 3 Non-threat,
SCORED HITS: Best 2 per target
START-STOP: Audible - Last shot
CONCEALMENT: Required
DISTANCES: 6-12 YARDS
RULES: Current IDPA Rulebook
NB: Unless otherwise specified, the 180°rule applies horizontally and vertically the limit is the height of the berms.

STAGE PROCEDURE: AT START SIGNAL ENGAGE THE FLOP-UP T1 THAT APPEARS AFTER PUSHING THE IRON AND NOT REMAINS VISIBLE, FINISH THE COF USING THE AVAILABLE POC, T1, T5, T6 ARE IN THE OPEN, THE PLATFORM ACTIVATE T7 UP&DOWN THAT WILL NOT REMAIN VISIBLE AT THE AND OF MOVE.





CONRAD SHOOTING CLUB- IDPA
WARM UP (in all bays)
Course Designer: Liuzzi Pietro



STAGE 13, STANDARD

START POSITION: GUN LOADED WITH 3 ROUNDS, MAGAZINE AT DIVISION CAPACITY, BACKS TO THE TARGETS, SURRENDER.

PCC: HIP LEVEL HOLDED WITH THE WEAK HAND AND THE STRONG HAND SURRENDER, FACING THE BACKREST.

STRINGS: 1
SCORING: 6 LIMITED
TARGETS: 2 thread -1 no-thread
SCORED HITS: best 3, for targets
START-STOP: Audible - Last shot
CONCEALMENT: required
RULES: current IDPA rulebook
DISTANCE: 7 Yards

STAGE PROCEDURE: AT START SIGNAL ENGAGE T1 AND T2 WITH 3 ROUNDS EACH.

NB: Unless otherwise specified, the 180° rule applies horizontally and vertically the limit is the height of the berms.

