



# IDPA



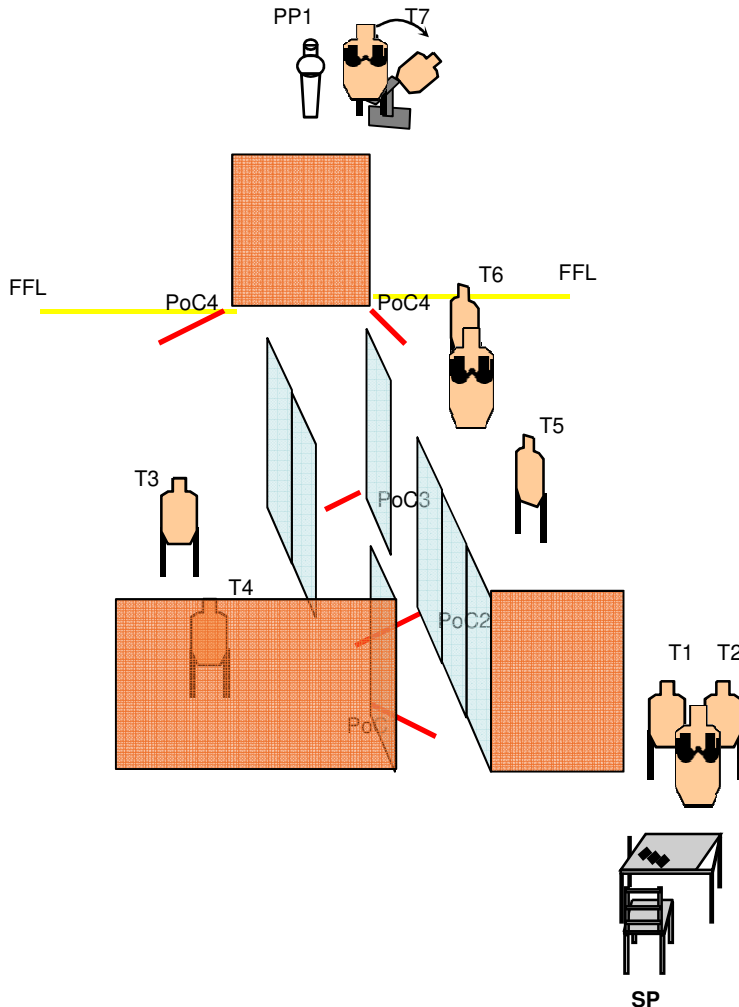
## Stage 1 (Bay 1) "Big Escape" SLOVAKIA

**SCENARIO:** Armed gang members kidnapped you and your friend. Try to escape defending yourself while the gang members are shooting at you.

**START POSITION:** Sitting on the chair facing targets, hands on the table, gun and spare magazines on table, magazines to division capacity, gun loaded with a magazine of 4 rounds, not chambered.  
PCC: same condition, muzzle toward targets

**STAGE PROCEDURE:** At start signal engage T1-T2 in the open. All other targets from available cover. PP1 activates the T7 drop-out.  
NB: ENGAGING PP1 BEYOND THE FFLs INVOLVES DQ.

**STRINGS:** 1  
**SCORING:** 15 rounds, unlimited  
**TARGETS:** 7 threat, 3 non-threat, 1 steel  
**SCORED HITS:** best 2 per target, steel down  
**START-STOP:** audible - last shot  
**DISTANCES:** 3-10 yards  
**CONCEALMENT:** NOT required  
**RULES:** 2023 IDPA rulebook  
NB unless otherwise specified, the 180 rule applies horizontally and vertically the limit is the height of the berms (range rule).





# Stage 2 (Bay 2) "Vehicle Robbery"

## SERBIA



**SCENARIO:** You arrive home after a long work day and park your car in the garage when armed robbers try to steal your car.

**START POSITION:** In SP touching wheel with both hands facing to side berm, gun loaded and holstered, magazines to division capacity.  
PCC: weapon above the car, muzzle towards lateral berm

**PROCEDURE:** At start signal engage T1-T2 in the open, T1 with 2 rounds body and 1 round head. All other targets from available cover.

**STRINGS:** 1

**SCORING:** 15 rounds, unlimited

**TARGETS:** 7 threat, 2 non-threat

**SCORED HITS:** best 2 per target, 2 body/1 head for T1

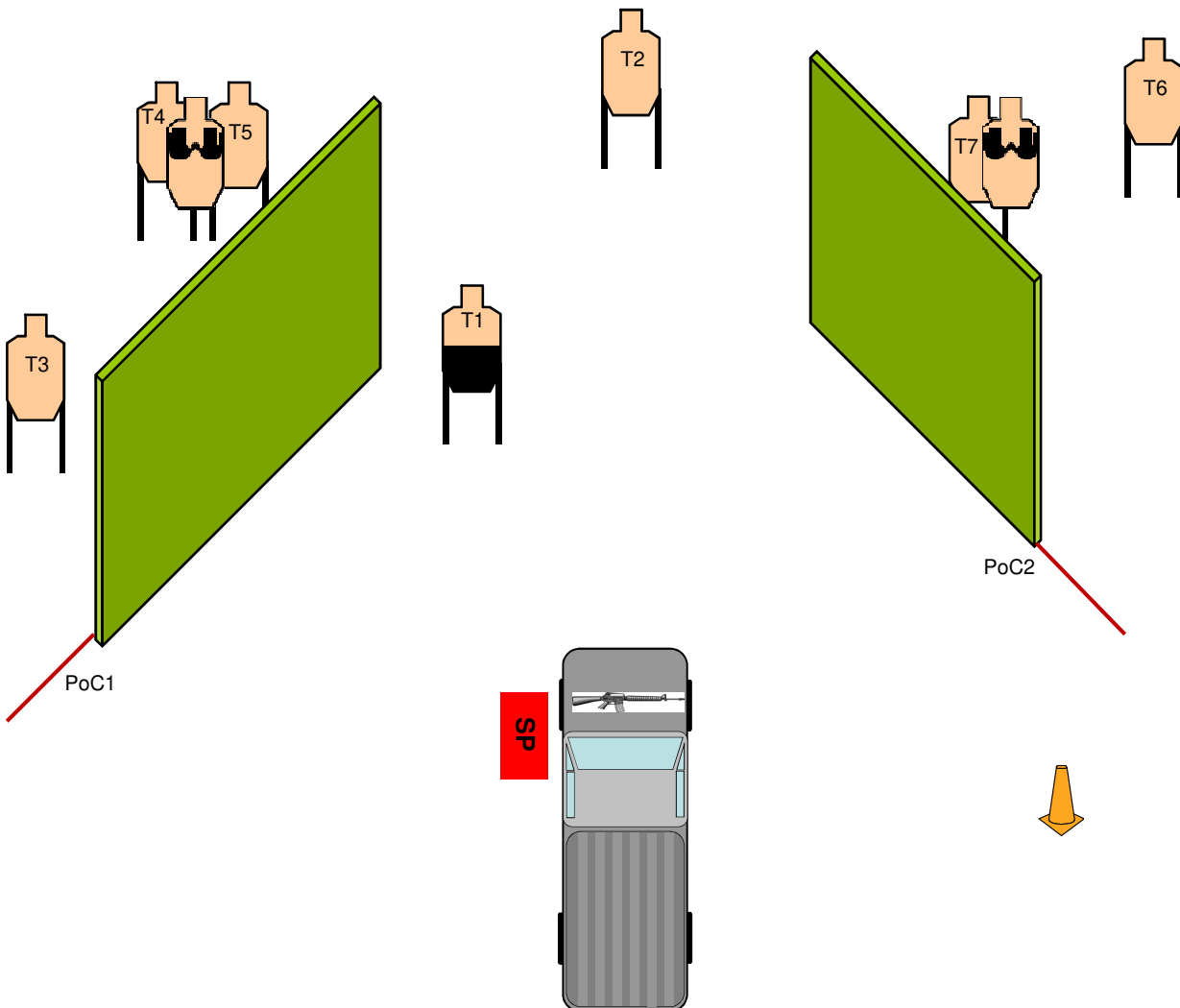
**START-STOP:** audible - last shot

**DISTANCES:** 5-15 yards

**CONCEALMENT GARMENT:** required

**RULES:** 2023 IDPA rulebook

**NB** unless otherwise specified, the 180 rule applies horizontally and vertically the limit is the height of the berms (range rule), pay attention to the safety cone.





# IDPA

Stage 3 (Bay 3)

“Coming Home”

USA



**SCENARIO:** You are returning home where a nasty surprise awaits you, armed criminals try to take your loved ones hostage and have injured the gardener.

**START POSITION:** In SP facing targets, surrender, gun loaded and holstered, magazines to division capacity.  
PCC: weak hand surrender, weapon held by hand extended along strong side

**PROCEDURE:** At start signal engage T1-T2-T3 in the open. By moving the (blue) gun pointing at you T3 will appear. Engage T1-T2 from retention. T4 and T5 from available cover. PP1-PP2-T6-T7 are also in the open. PP1 activates T7 and PP2 activates T6. T6 and T7 disappear.

NB: ENGAGING PP1-PP2 BEYOND THE FFL INVOLVES DQ.

**STRINGS:** 1

**SCORING:** 16 rounds, unlimited

**TARGETS:** 7 threat, 3 non-threat, 2 steels

**SCORED HITS:** best 2 per target, steels down

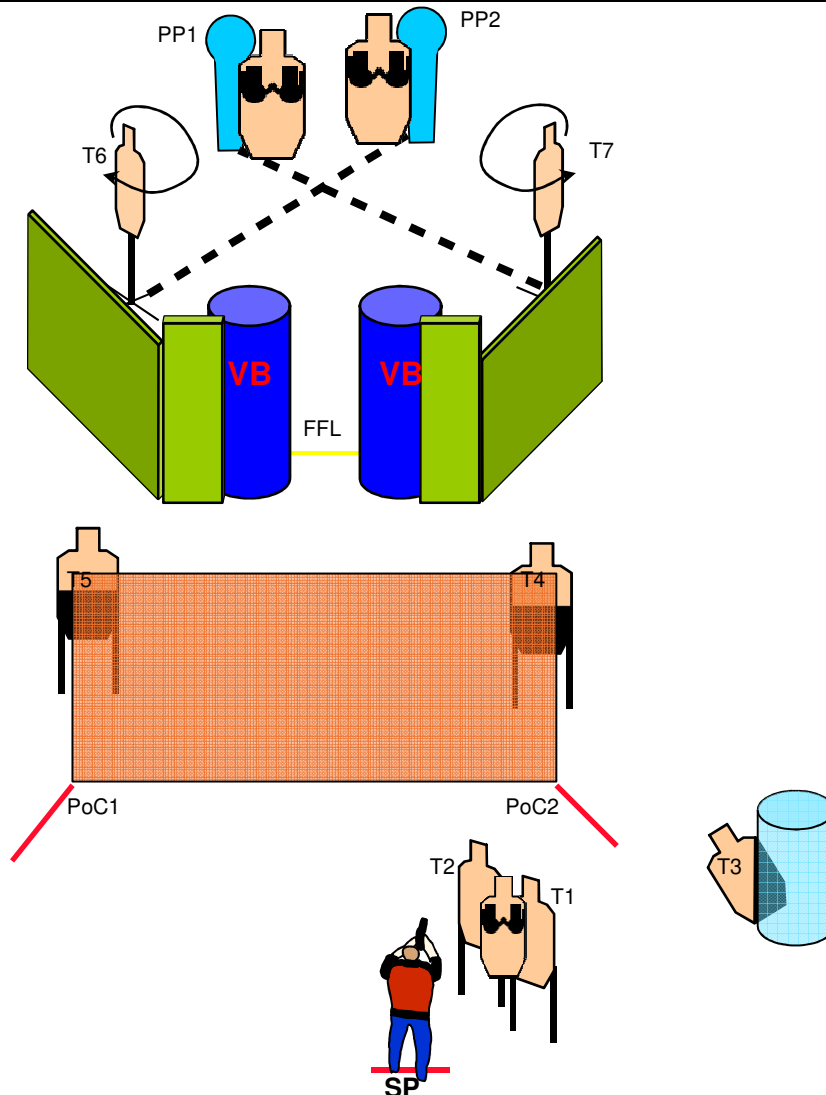
**START-STOP:** audible - last shot

**DISTANCES:** 1-12 yards

**CONCEALMENT GARMENT:** required

**RULES:** 2023 IDPA rulebook

**NB** unless otherwise specified, the 180 rule applies horizontally and vertically the limit is the height of the berms (range rule).





## Stage 4 (Bay 4)

### "Fear at Home"

ITALY



**SCENARIO:** You are in the back of your house when you notice some armed thugs trying to break in to rob you. When you ask them to leave, they fire a few shots in your direction. Defend yourself.

**START POSITION:** Toes touching SP, relax, facing downrange, gun loaded and holstered, magazines to division capacity.  
PCC: hip level

**PROCEDURE:** At start signal engage targets T1 with 3 rounds. T1 and T4 are in the open. SP1 activates T5 which not remains visible. Engage T6 from low cover in PoC4.  
NB: ENGAGING PP1 AND T5 BEYOND THE FFLs INVOLVES DQ.

**STRINGS:** 1

**SCORING:** 15 rounds, unlimited

**TARGET:** 6 threat, 3 non-threat, 2 steels

**SCORED HITS:** best 2 per target/3 per T1, steels down

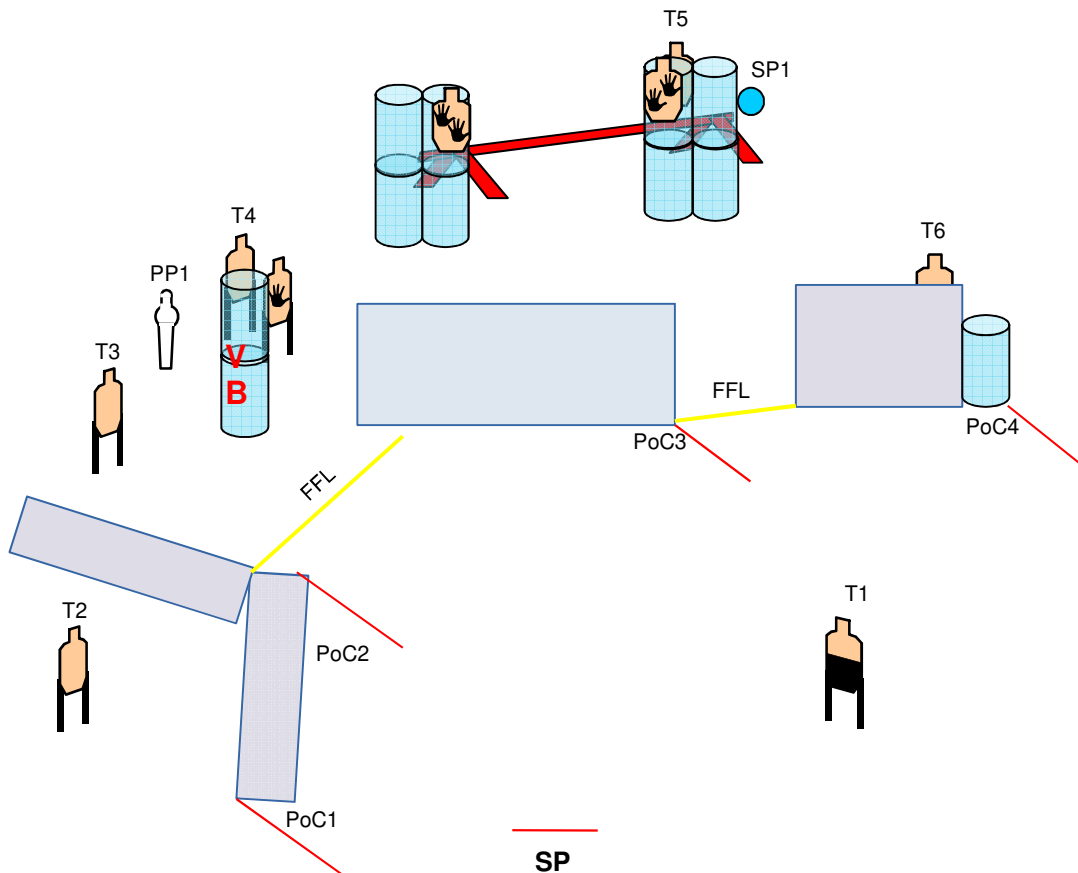
**START-STOP:** audible - last shot

**DISTANCES:** 4-13 yards

**CONCEALMENT GARMENT:** required

**RULES:** 2023 IDPA rulebook

**NB** unless otherwise specified, the 180 rule applies horizontally and vertically the limit is the height of the berms (range rule).





# IDPA

## Stage 5 (Bay 5)

### “Illegal Hunting”

#### LITHUANIA



**SCENARIO:** While you and your friend were mushrooming in a beautiful forest you discover some ugly armed men around you. They are illegal hunters, who just hunted a huge moos. Afraid of your eventual testimony they decide to hunt you as well. Protect yourself.

**START POSITION:** In SP facing downrange, toes on the marks, holding a knife in your strong hand. Gun is loaded with 4 rounds, chambered and holstered. All spare magazines to division capacity are in a basket in PoC1. PCC: same condition, weapon held by hand extended along weak side

**STAGE PROCEDURE:** At start signal engage T1 to T5 with 3 rounds each from available cover. T1-T2 are in the open. PP1 activates the drop turner T5. NB: ENGAGING PP1 BEYOND THE FFL ENVOVES DQ.

**STRINGS:** 1

**SCORING:** 16 rounds, unlimited

**TARGETS:** 5 threat, 1 non-threat, 1 steel

**SCORED HITS:** best 3 per target, steel down

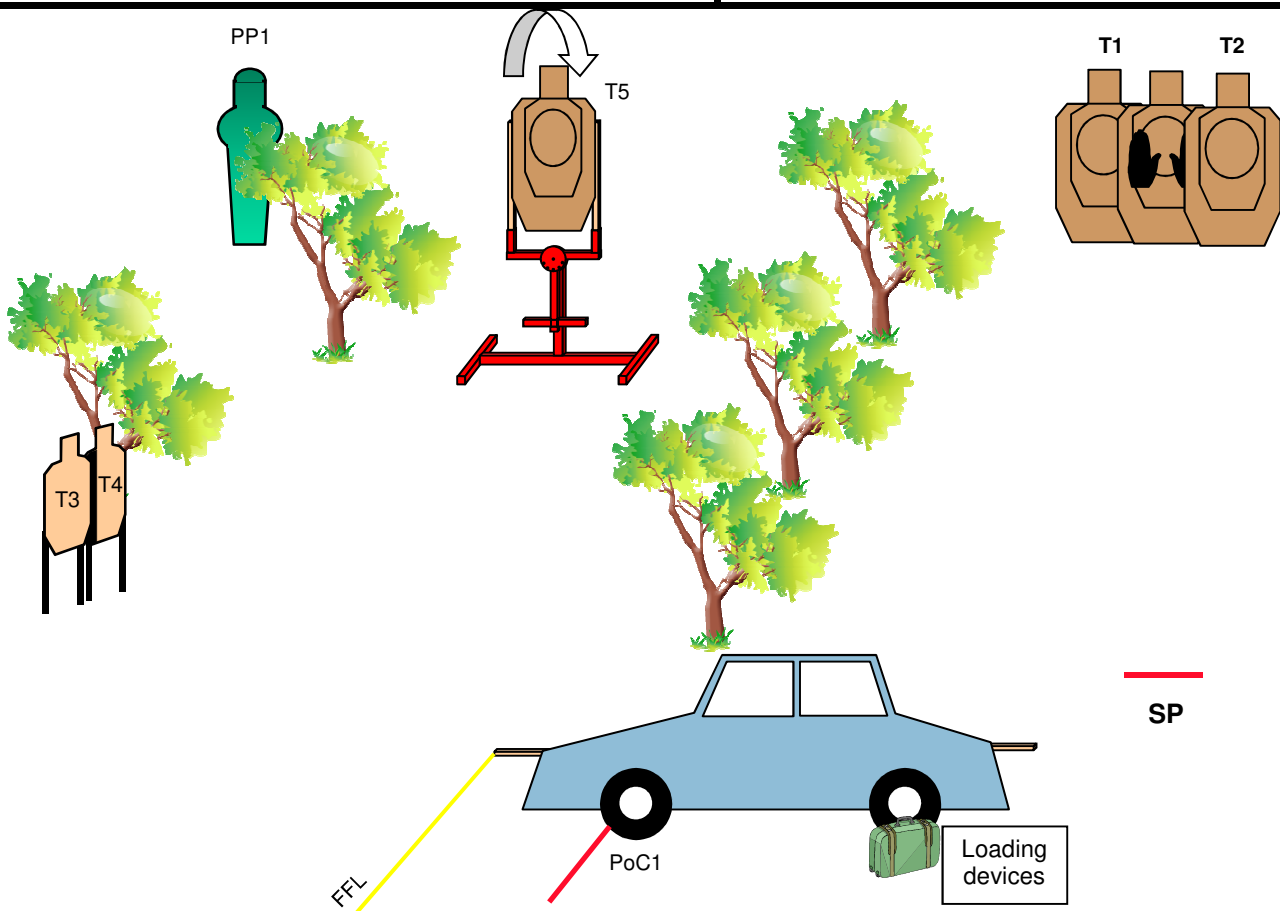
**START-STOP:** audible - last shot

**DISTANCES:** 6-12 yards

**CONCEALMENT GARMENT:** required

**RULES:** 2023 IDPA rulebook

**NB** unless otherwise specified, the 180 rule applies horizontally and vertically the limit is the height of the berms (range rule).





**Stage 6 (Bay 6)**  
**“Windows to the Garden”**  
**SLOVENIA**

**SCENARIO:** Looking out of the window you see armed intruders entering your garden. When they notice you they shoot at your direction. Push them away.

**START POSITION:** In SP relax, facing the window, hands on the marks, gun loaded and holstered, magazines to division capacity.  
**PCC:** pointing the low mark

**PROCEDURE:** At start signal engage T1 and then all other targets from available cover. PP1 and PP2 activate the T5 – T9 drop-out targets respectively (before being activated they are not visible).

**STRINGS:** 1

**SCORING:** 18 rounds, unlimited

**TARGETS:** 9 threat, 4 non-threat

**SCORED HITS:** best 2 per target

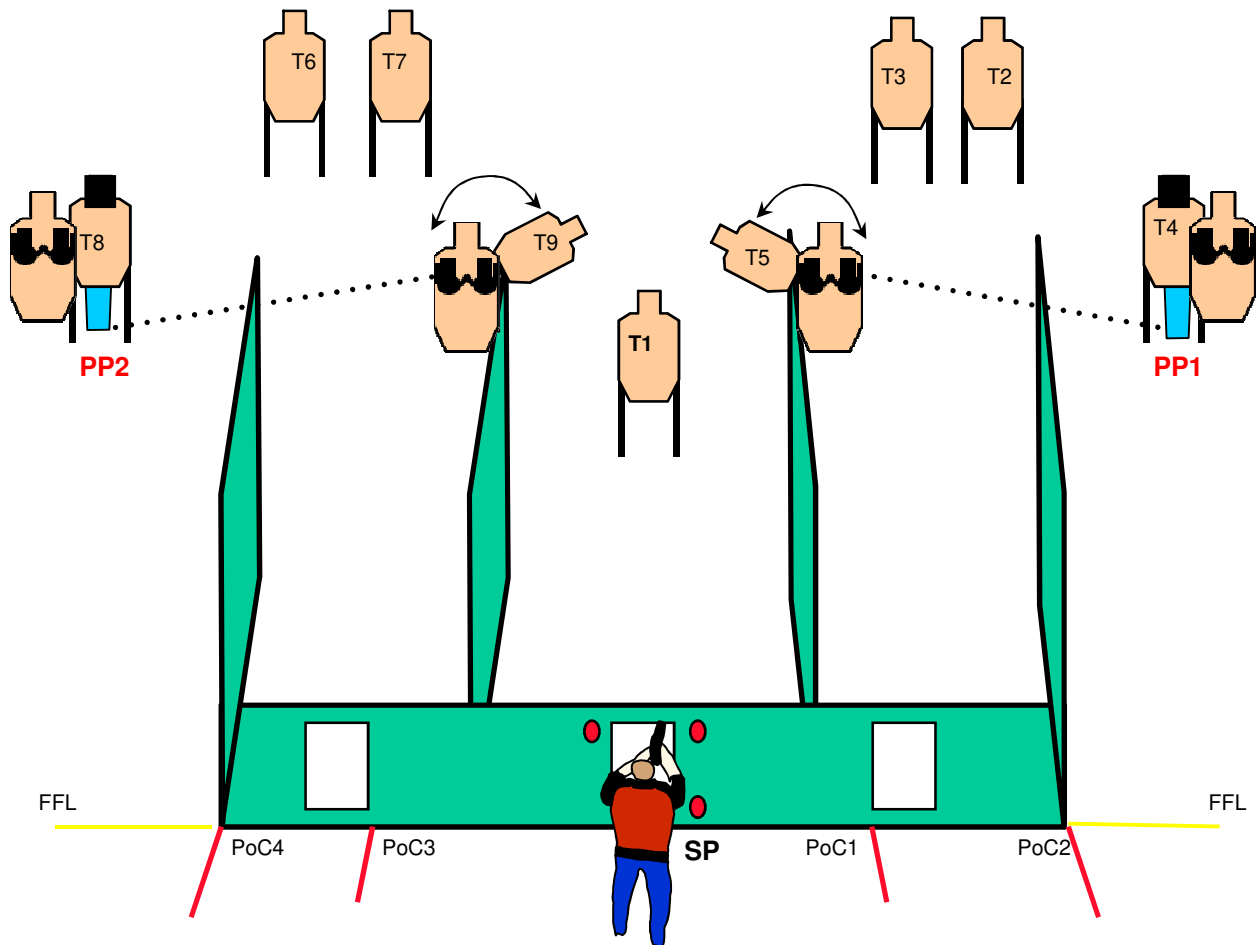
**START-STOP:** audible - last shot

**DISTANCES:** 12-15 yards

**CONCEALMENT GARMENT:** required

**RULES:** 2023 IDPA rulebook

**NB** unless otherwise specified, the 180 rule applies horizontally and vertically the limit is the height of the berms (range rule).





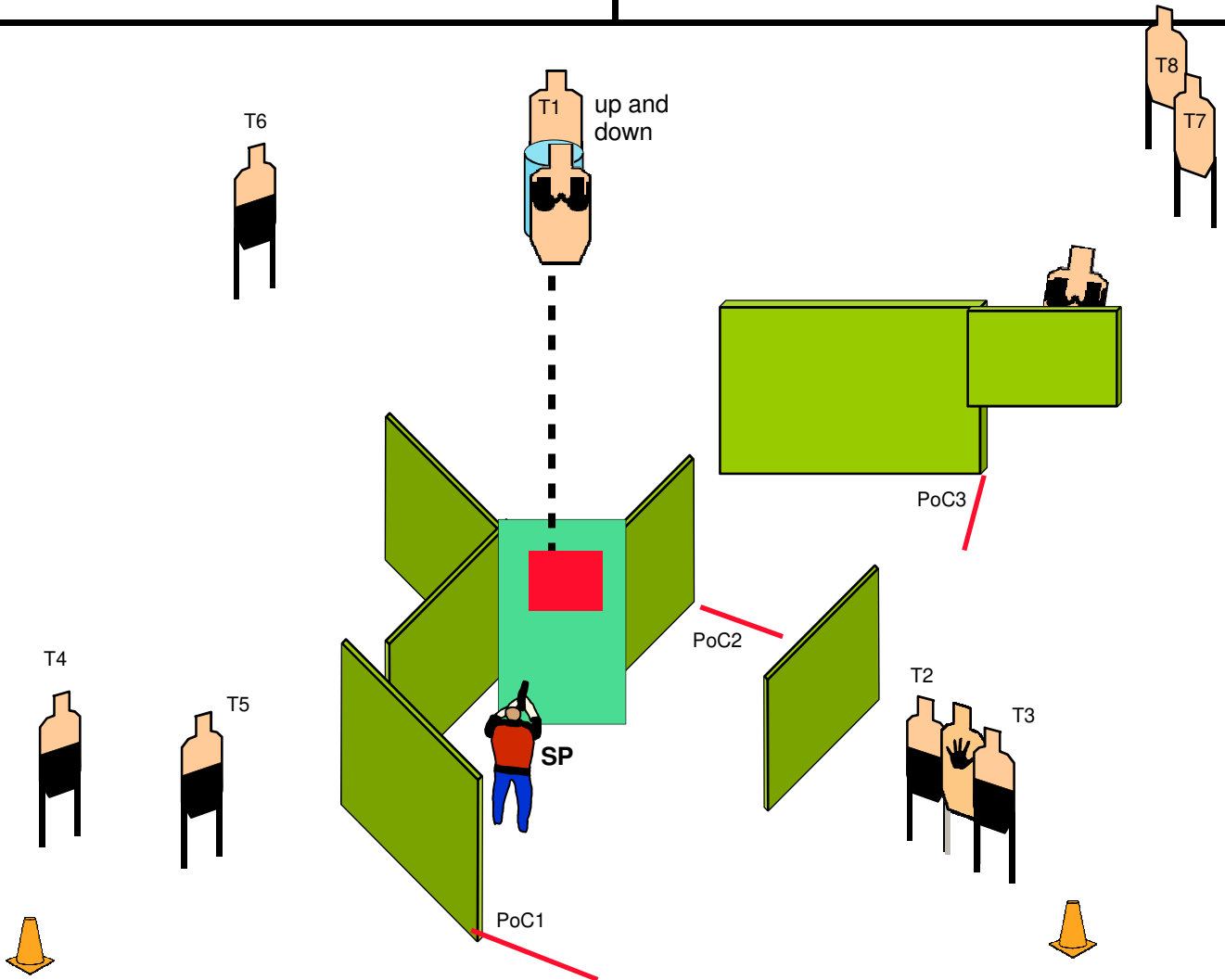
**Stage 7 (Bay 9)**  
**“Subway”**  
 SWITZERLAND

**SCENARIO:** In the central station while you are waiting for the train, a passerby asks you for informations but he is a member of a gang who steals precious watches. His armed accomplices have already wounded some travelers and now they're already threaten you..

**START POSITION:** In SP relax, facing the closed window, gun loaded and holstered, magazines to division capacity.  
 PCC: hip level

**PROCEDURE:** At start signal open the window that activates the T1 up and down which disappears, engage it with 3 rounds. Engage all other targets from available cover. T2-T3 are in the open. T7-T8 in PoC3 from low cover.

**STRINGS:** 1  
**SCORING:** 17 rounds, unlimited  
**TARGET:** 8 threat, 3 non-threat  
**SCORED HITS:** best 2 per target, 3 per T1  
**START-STOP:** audible - last shot  
**DISTANCES:** 6-17 yards  
**CONCEALMENT GARMENT:** required  
**RULES:** 2023 IDPA rulebook  
**NB** unless otherwise specified, the 180 rule applies horizontally and vertically the limit is the height of the berms (range rule), pay attention to the safety cones.







Stage 8 (Bay 10)  
"Identity Exchange"

ROMANIA



**SCENARIO:** You're talking on your cell phone when you're attacked by armed thugs who mistake you for one of the rival gang. Your interlocutor has to wait because you are about to have big problems.

**START POSITION:** Toes touching SP facing T1, weak hand along side, strong hand holding phone at ear level, gun loaded and holstered, magazines to division capacity.

**PCC:** weapon held by hand extended along weak side

**PROCEDURE:** At start signal engage targets from available cover. T1-T2 are in the open. PP1 activates T5 up and down that remains visible.

**NB:** ENGAGING T5 BEYOND THE FFL INVOLVES DQ (HC IS AN IRON SLAB).

**STRINGS:** 1

**SCORING:** 17 rounds, unlimited

**TARGETS:** 8 threat, 3 non-threat, 1 steel

**SCORED HITS:** best 2 per target, steel down

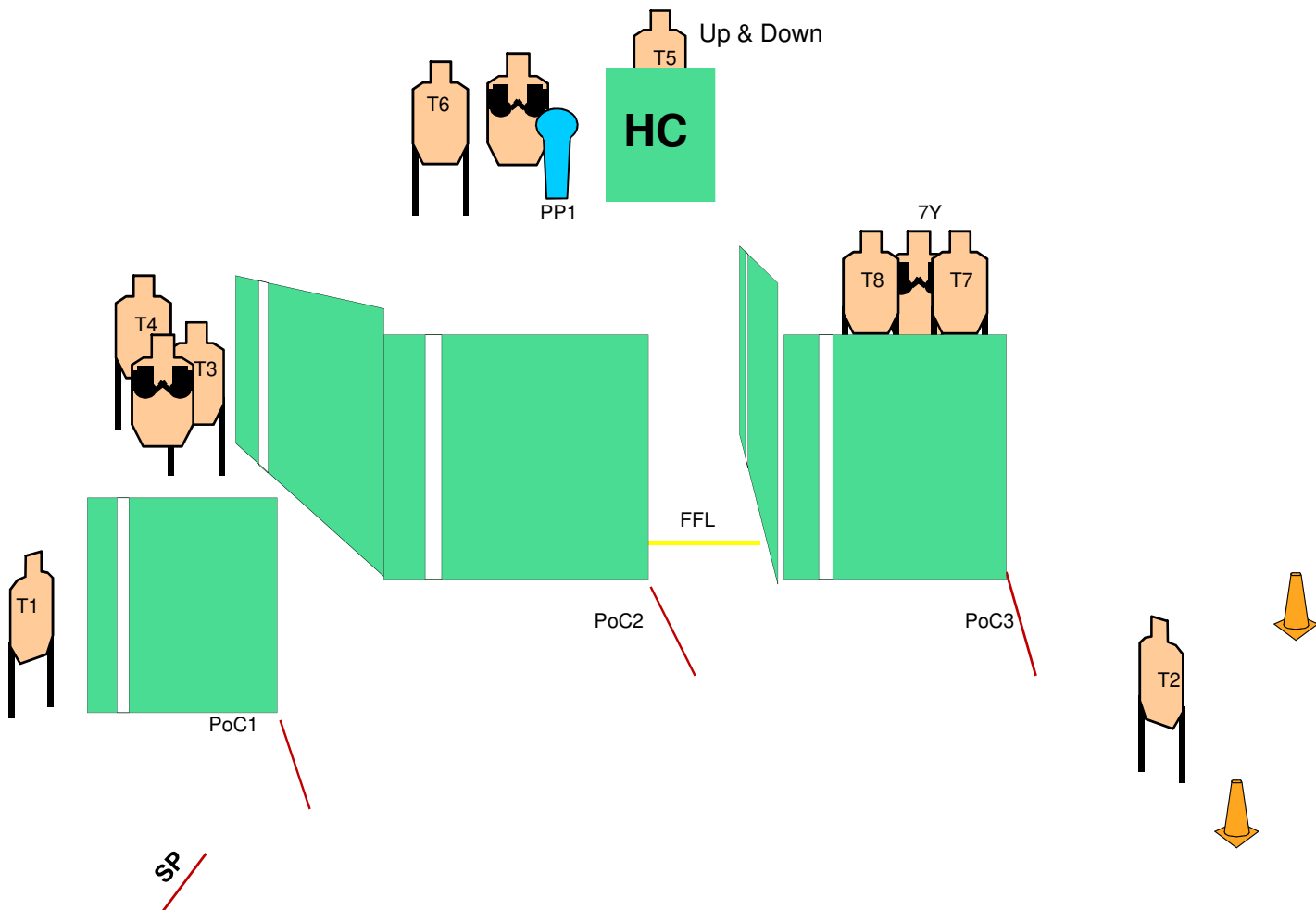
**START-STOP:** audible – last shot

**DISTANCES:** 6-12 yards

**CONCEALMENT GARMENT:** required

**RULES:** 2023 IDPA rulebook

**NB** unless otherwise specified, the 180 rule applies horizontally and vertically the limit is the height of the berms (range rule), pay attention to the safety cones.







# IDPA

Stage 9 (Bay 11)  
"25 Europe Standards"  
GREECE



## STANDARD

**START CONDITION:** In SP hands on the marks, gun loaded and holstered, magazines to division capacity.  
PCC: pointing the low mark

**STAGE PROCEDURE:** At start signal engage targets from available cover with 3 rounds each time.

**STRINGS:** 1

**SCORING:** 12 rounds, limited

**TARGETS:** 2 threat, 1 non-threat

**SCORED HITS:** 6 per target

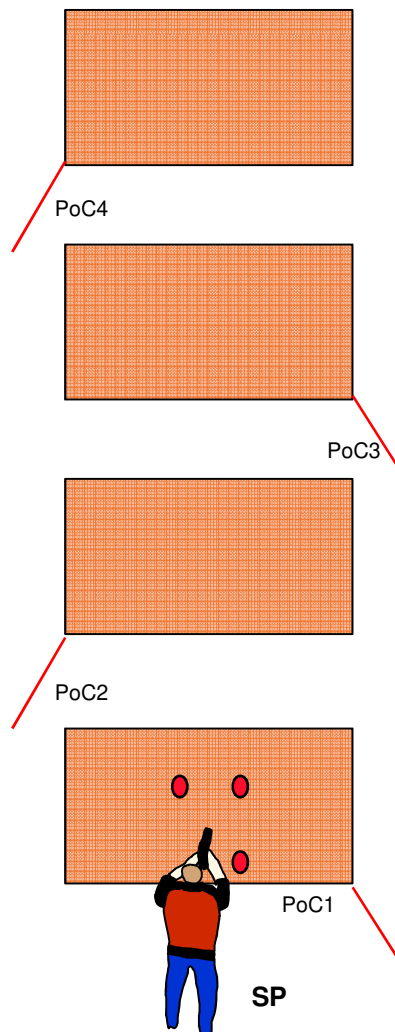
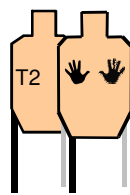
**START-STOP:** audible – last shot

**DISTANCES:** 5-20 yards

**CONCEALMENT GARMENT:** NOT required

**RULES:** 2023 IDPA rulebook

**NB** unless otherwise specified, the 180 rule applies horizontally and vertically the limit is the height of the berms (range rule).





# IDPA

## Stage 10 (Bay 12)

### "Postman's Trap"

#### CROATIA



**SCENARIO:** The postman rang you but unfortunately it is a trap. He is held hostage by an armed gang that began to invade your home from all parts. Hurry up to neutralize the intruders.

**START CONDITION:** Standing at SP relax, facing downrange, gun loaded with 4 rounds and holstered, magazines to division capacity.  
PCC: hip level

**STAGE PROCEDURE:** At start signal engage targets from available cover. T1-T2 are in the open. PoC2 is low cover.

**STRINGS:** 1

**SCORING:** 16 rounds, unlimited

**TARGETS:** 7 threat, 4 non-threat, 2 steels

**SCORED HITS:** best 2 per target, steels down

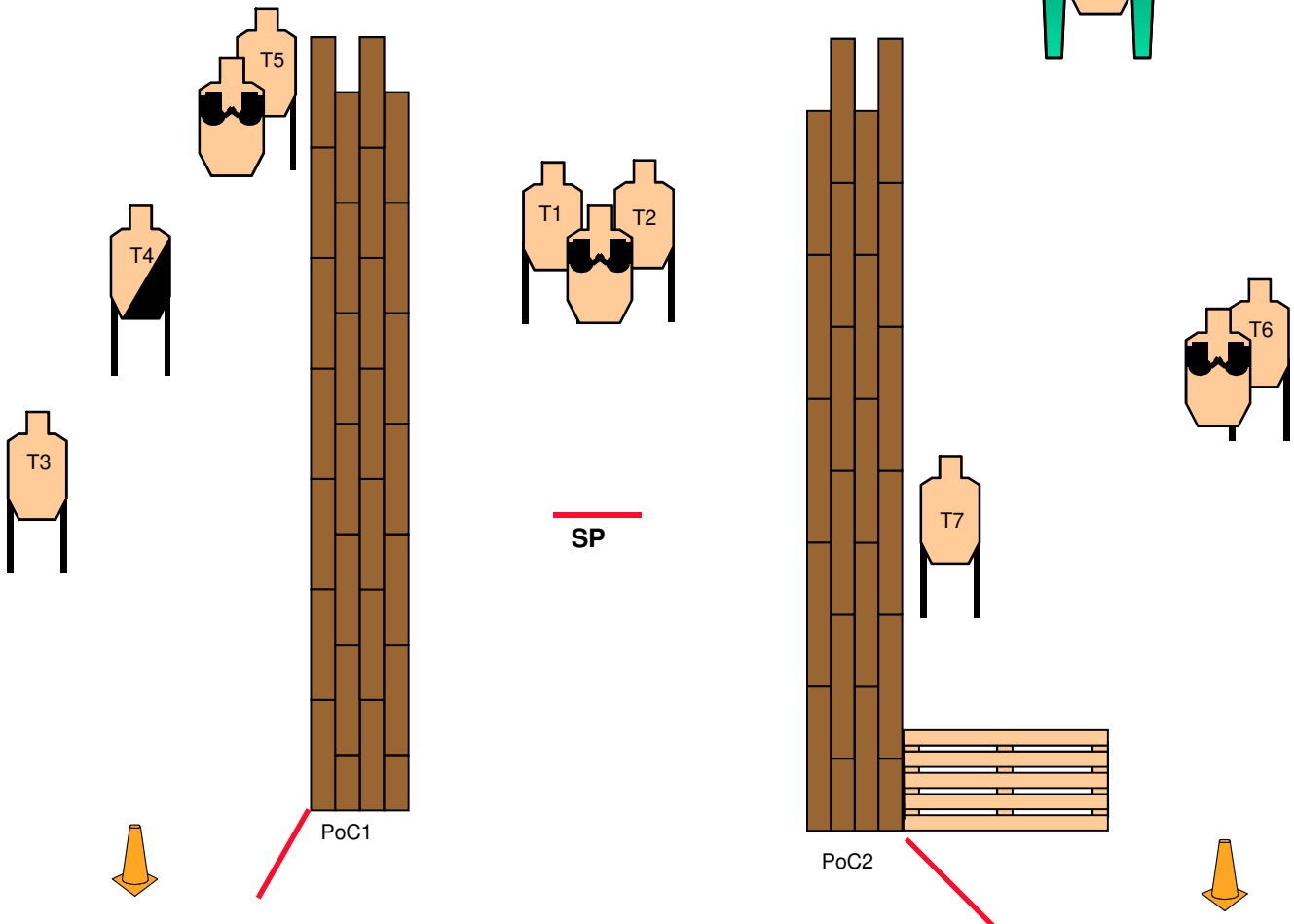
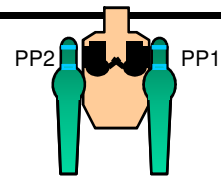
**START-STOP:** audible - last shot

**DISTANCES:** 6-12 yards

**CONCEALMENT GARMENT:** required

**RULES:** 2023 IDPA rulebook

**NB** unless otherwise specified, the 180 rule applies horizontally and vertically the limit is the height of the berms (range rule), pay attention to the safety cones.





Stage 11 (Bay 13)  
 "Family Debt"  
 POLAND

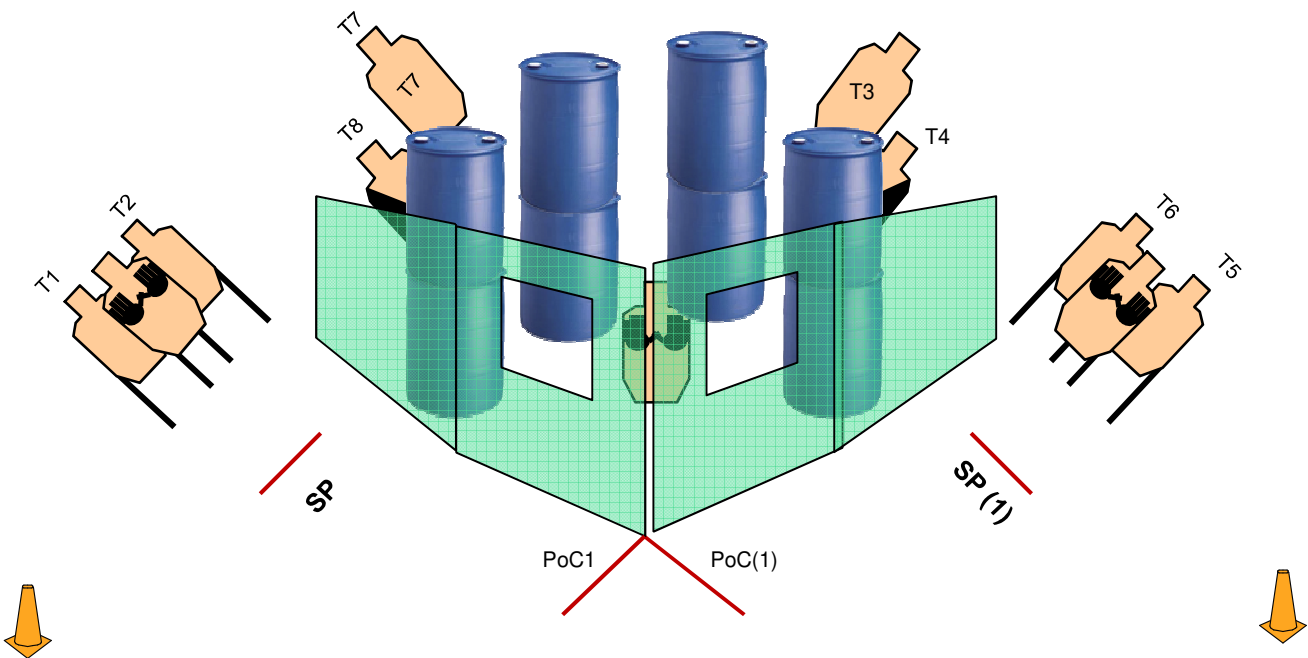


**SCENARIO:** It is payback time. Your cousin took out the debt and now armed loan sharks try to take all your family money and even your life, threatening you with guns. Defend yourself, do not harm innocent people.

**START POSITION:** Standing at SP (shooter can choose either side), relax, facing targets, toes touching marks, gun loaded and holstered, magazines to division capacity.  
 PCC: hip level

**STRINGS:** 1  
**SCORING:** 16 rounds, unlimited  
**TARGET:** 8 threat, 3 non-threat  
**SCORED HITS:** best 2 per target  
**START-STOP:** audible - last shot  
**DISTANCES:** 4-10 yards  
**CONCEALMENT GARMENT:** required  
**RULES:** 2023 IDPA rulebook  
**NB** unless otherwise specified, the 180 rule applies horizontally and vertically the limit is the height of the berms (range rule), pay attention to the safety cones.

**PROCEDURE:** At start signal engage targets from available cover. T1-T2 (or T5-T6 depending on chosen SP) are in the open.





Stage 12 (Bay 14)  
 “Gun Cleaning”  
 HUNGARY


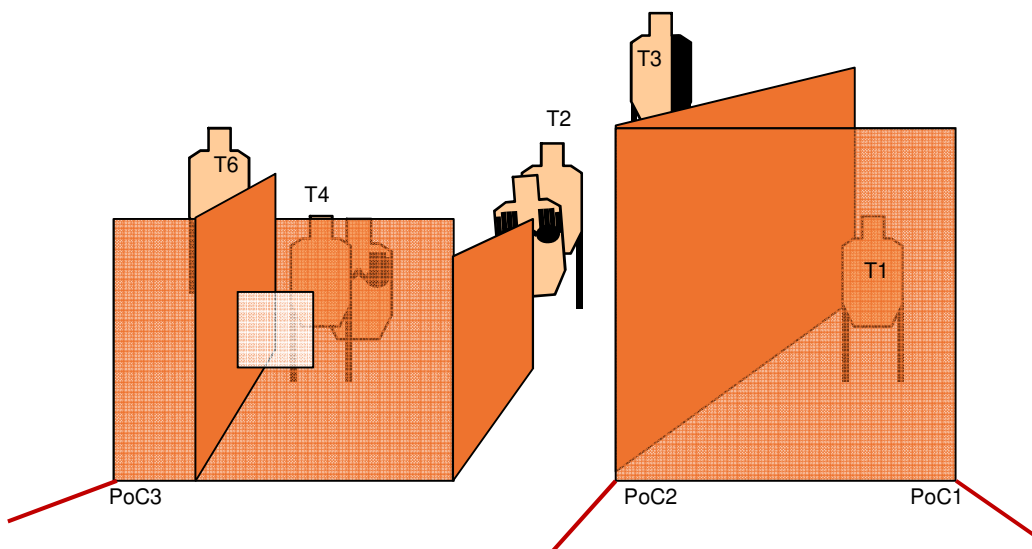



**SCENARIO:** You're cleaning your gun when you hear window break in the house and you hear a family member screaming. Fearing the worst, try to protect yourself and your family from the armed attackers.

**START POSITION:** Seated at the table in SP, facing downrange, gun in weak hand with slide locked open / open cylinder and cleaning tool in the strong hand, magazines to division capacity staged on the table. PCC: same condition

**STRINGS:** 1  
**SCORING:** 16 rounds, unlimited  
**TARGET:** 8 threat, 3 non-threat  
**SCORED HITS:** best 2 per target  
**START-STOP:** audible - last shot  
**DISTANCES:** 3-14 yards  
**CONCEALMENT GARMENT:** required  
**RULES:** 2023 IDPA rulebook  
**NB** unless otherwise specified, the 180 rule applies horizontally and vertically the limit is the height of the berms (range rule), pay attention to the safety cone.

**PROCEDURE:** At start signal engage targets from available cover. T7-T8 are in the open.





# Stage 13 (Bay 15)

## "Home Invasion"

### FINLAND

**SCENARIO:** You are relaxing in your backyard with your pet when armed thugs invade your home to kidnap you.

**START POSITION:** In SP seated on the chair with feet on the table, facing lateral berm, your pet on your chest, gun loaded and holstered, magazines to division capacity.

PCC: weapon on the table, muzzle towards the central berm

**PROCEDURE:** At start signal engage targets from available cover. T5-T6 are in the open. PP1 activates T4 that disappears. In PoC4 engage in low cover.  
NB ENGAGING PP1-PP2 BEYOND THE FFLS INVOLVES DQ.

**STRINGS:** 1

**SCORING:** 16 rounds, unlimited

**TARGET:** 7 threat, 3 non-threat, 2 steels

**SCORED HITS:** best 2 per target, steels down

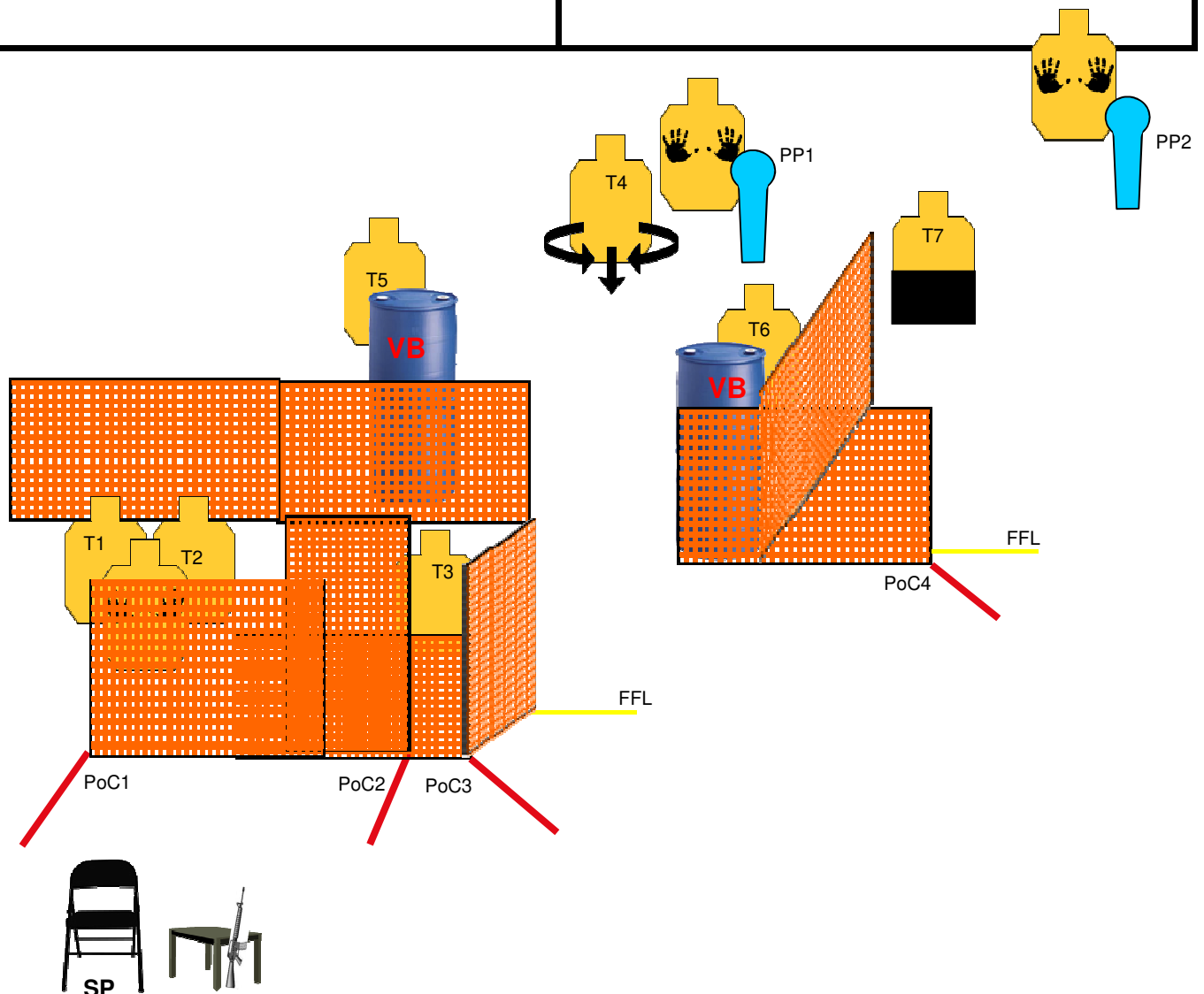
**START-STOP:** audible - last shot

**RULES:** 2023 IDPA rulebook

**CONCEALMENT GARMENT:** NOT required

**DISTANCES:** 3-11 yards

**NB** unless otherwise specified, the 180 rule applies horizontally and vertically the limit is the height of the berms (range rule).





# IDPA

## Stage 14 (Bay 16)

### “Injured Cop”

#### RUSSIA



**SCENARIO:** You are walking home and notice a policeman lying injured on the ground outside your property. When you bend down to give help you hear screams from your house and immediately after shooting. Oh God... family first!

**START POSITION:** In SP leaning over the dummy that you sip with strong hand, gun loaded and holstered, magazines to division capacity.  
PCC: same condition, weapon held with weak hand

**STRINGS:** 1

**SCORING:** 18 rounds, unlimited

**TARGET:** 8 threat, 3 non-threat, 1 steel

**SCORED HITS:** best 2 per target, 3 per T1, steel down

**START-STOP:** audible - last shot

**DISTANCES:** 3-12 yards

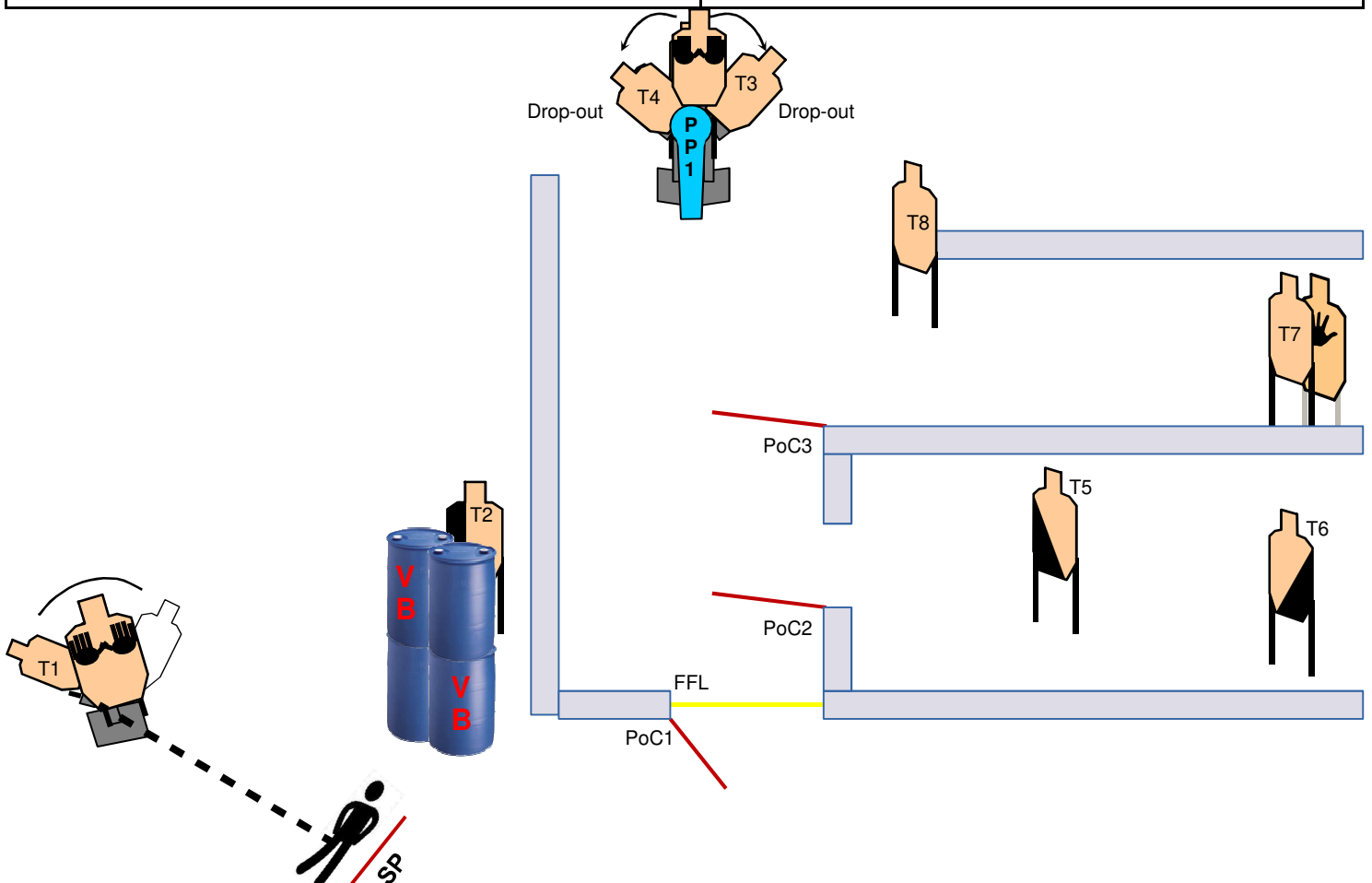
**CONCEALMENT GARMENT:** required


**RULES:** 2023 IDPA rulebook

**NB** unless otherwise specified, the 180 rule applies horizontally and vertically the limit is the height of the berms (range rule).

**PROCEDURE:** At start signal engage targets from available cover. Moving the dummy activates T1 which is not visible in the quiet phase and receives 3 rounds. T2 is in the open. PP1 activate the T3-T4 drop-out targets.

**NB ENGAGING PP1 BEYOND THE FFL INVOLVES DQ.**





Stage 15 (All bays)  
“Warm-Up 25 Europe”

ITALY



**STANDARD**

**START CONDITION:** In SP relax, facing target, gun loaded with 3 rounds, magazines to division capacity.  
PCC: hip level

**PROCEDURE:** At start signal kneel down and engage T1 with 2 rounds head and then 3 rounds body.

**STRINGS:** 1

**SCORING:** 5 rounds, limited

**TARGETS:** 1 threat

**SCORED HITS:** 5 per target 2 head & 3 body)

**START-STOP:** audible - last shot

**DISTANCES:** 8 yards

**CONCEALMENT GARMENT:** NOT required

**RULES:** 2023 IDPA rulebook

**NB** unless otherwise specified, the 180 rule applies horizontally and vertically the limit is the height of the berms (range rule).



SP