

Swiss International Championships

IDPA Ultra Match



May 4-7, 2023
Arcisate, Italy

Competitor Handbook



Match Information

Match Directors	Andreas Pfenninger Diego Silvestri Thomas Herzog	Shooters	Max 330
Location	Defense360 Formazione Via Luigi Boccherini 21051 Arcisate VA, Italy https://goo.gl/maps/SkKT5Hssg5Pk6x857	Stages	20
Website	www.swissaaa.org/ultra-match	Minimum Rounds	302
Level	Ultra Match - IDPA Tier 2		

Sponsors



via G. Marconi 92/B 25030 Roncadelle (BS)
tel. 351.8812110
www.beararmory.it
beararmorybrescia@gmail.com





Table of Contents

Match Information.....	2
Dear Shooters.....	5
Schedule.....	6
Range Layout.....	10
Safety.....	12
Universal Safety Rules.....	12
Cold Range.....	12
Finger.....	12
Muzzle.....	12
PCC.....	13
Additional Points:.....	13
First Aid.....	13
Match Administration.....	13
Division/Class.....	14
Categories.....	14
Squadding.....	14
Weapons Permit and Serial Numbers.....	14
Withdrawals and Refund.....	14
Match Language.....	15
IDPA Rules.....	15
Equipment Check.....	15
Patching and Stage Reset.....	15
Scoring.....	15
Score Verification.....	16
Eating and Drinking.....	16
Spectators, Children and Pets.....	16
Waste Management.....	16
International Shooters.....	16
EU/Schengen.....	16
NON-EU/Schengen.....	16
Firearms Rental and Ammunition Purchase.....	17
Ammunition, Caliber 9x19.....	17
Accommodation and Transportation.....	17
Links.....	17
Stages.....	17



WYSS WAFFEN BURG DORF

WAFFEN · ZUBEHÖR · PRODUKTION · SCHIESSANLAGEN

Alles an einem Standort

- Verkaufsladen / Detailhandel
- Werkstatt / Reparaturwerkstatt
- Produktion
- Grosshandel
- Schiessanlagen
- Schulungsraum / Theorieraum
- Tresorraum

Everything at one location


- Shop / Store
- Workshop / repair shop
- Production plant
- Wholesale trade
- Shooting ranges
- Theory room / Instruction room
- Vault

Schiesskeller 100m/25m Polyschiessanlage 25m x 6m

- 365 Tage im Jahr geöffnet
- Selbständiger Gebäude- und Anlagenzutritt über Fingerprintsystem
- Onlinebuchungssystem
- Rückprallsicherer rutschfester Spezialboden
- Rückprallsichere, schallabsorbierende Wand- und Deckenverkleidung
- Zug- & Drehscheibenanlage
- Fall- und Schwenkziele aus Kunststoff (nicht splitternd)
- Dynamisches & statisches Schiessen
- Moderne Granulatkugelfänge
- Mobile Kugelfänge, Barrikaden & Hindernisse
- Modernste Raumlüftungsanlage
- Dimmbare LED voll Beleuchtung mit Zonensteuerung
- Komplett Barrierefrei / Rollstuhlgängig

Underground Shooting Range 100m/25m Dynamic Shooting Range 25m x 6m

- Open 365 days a year
- Independent building and facility access via fingerprint system
- Online booking system
- Rebound-proof, non-slip special floor
- Rebound-proof, sound-absorbing wall and ceiling paneling
- Draw and rotary targetholdersystem
- Drop and swing targets made of plastic (non-splintering)
- Dynamic and static shooting
- Modern pellet bullet traps
- Mobile bullet traps, barricades and obstacles
- State-of-the-art room ventilation system
- Dimmable full LED lighting with individual zone control
- Fully barrier-free / wheelchair accessible



wysswaffen.ch





Dear Shooters

Thank you for joining us for the first Ultra Match!

What does **Ultra Match** mean? Quite simple: it means a **new dimension** of competitive shooting with more stages, more rounds and more days of action.

We have set the goals for this brand of competitions to **minimum 20 stages, minimum 300 rounds and minimum 2 days of shooting**. Such numbers have not been common for IDPA competitions so far. But we are now starting with a new way of doing large competitions!

As we have seen last year in Arcisate, our International Championship has attracted many shooters from far away countries such as for example Thailand, Kenya, USA or Turkey and we want to make their journey even more worthwhile by providing **more shooting action** this time.

We took the concept one step further and have created a **global Ultra Match series!** There will be two other Ultra Matches this year. The **EuroAfrica Championship on July 20-23 in Mombasa, Kenya** and the **Asia Championship, on December 14-17 in Bangkok, Thailand**.

In May, we will be back at the magnificent range of the **Defense360° Formazione** in Arcisate where the club has built additional bays to accommodate our large match. A big thank you goes to the club that has been tremendously successful in promoting dynamic sports shooting since many years.

A match of these dimensions is not possible without great effort and sacrifice by **voluntary safety officers and helpers**. Our SOs will be on the range for a minimum of 4 days, 2 days of staff shooting and 2 days of leading and scoring the main match. Some will even stay longer to build and cleanup the 20 stages. We have close to 50 SOs that will assure a safe, fair and efficient match. Please remember to help them, respect their work and above all to **thank them at every opportunity**.

Large dynamic shooting events are very labor and cost intensive. Not only the staff but also the organizers do a big portion of the work out of enthusiasm for the sport. It is only with the much appreciated help of **our sponsors** that we can make ends meet. Please make sure to visit them and to take them into consideration for your sports shooting needs.

We have prepared 20 exciting stages for you. Some adaptations had to be made to meet all the requirements of the sanctioning process. However, we were able to retain many of the design elements and we hope you will enjoy the variety, entertainment and challenges offered.

We wish you a safe, successful and enjoyable weekend and look forward to seeing you at the range!

Sincerely, your MDs

Andy Pfenninger

Diego Silvestri

Thomas Herzog



Schedule

In order to make the match both attractive for the shooters and still have a fairly large number of competitors, we defined a time plan with **small squads** where a competitor shoots 10 stages in half a day. Please study the below table and choose your squad accordingly.

Pre-Match (Staff)	Area 1 (Stage 1-9 + 19)	Area 2 (Stage 10-18 + 20)
May 4, morning	Approval	X
May 4, 1300-1800	Sq 41-50	X
May 5, morning	X	Approval
May 5, 1300-1800	X	Sq 41-50

Main Match	Area 1 (Stage 1-9 + 19)	Area 2 (Stage 10-18 + 20)
May 6, 0800-1230	Sq 1-9	Sq 11-19
May 6, 1330-1800	Sq 21-29	Sq 31-39
May 7, 0800-1230	Sq 31-39	Sq 21-29
May 7, 1330-1800	Sq 11-19	Sq 1-9

Please take note of the following:

Registration: There is no registration at the range. All administration of shooters details is done online in practiscore. Shooters proceed directly to the shooters briefing on Saturday and to the starting bay on Sunday.

Shooters Briefing: On Saturday, May 6, each session is started by the mandatory shooters briefing. After the briefing, the action starts in the assigned bay.

Starting bay: The squad number and starting bay correspond in increasing manner per area. For example, on Saturday morning, squad 11 starts in bay 10 and on Sunday afternoon, squad 12 starts in bay 2 and so on.

Squad sizes: Each squad has a maximum of **8 shooters**. This will allow for an efficient match flow with short waiting times for all shooters.

Standards: Stages 19-20 are standards that are done in parallel in all the bays as the first stage of a session.

Equipment check: Stage 18 is an equipment check including chrono. Please make sure your equipment and ammunition corresponds to the respective requirements.

Lunch break: There is a lunch break on Saturday and Sunday from 12:30 to 13:30. This also serves as a time reserve, in case of any delays or other problems.

Award giving: The awards ceremony will be immediately after conclusion of scoring on Sunday afternoon. Depending on the match progress, we aim to be finished with shooting as early as possible.



Beretta 92X Performance Defensive

Tanfoglio Stock I



SSP

- Grips
- Grips lightened screws
- Base pad
- Sight
- Springs



ESP

- Grips
- Grips lightened screws
- Magwell
- Base pad
- Sight
- Springs



CO

- Grips
- Grips lightened screws
- Magwell
- Base pad
- Red dot
- Baseplate
- Springs



CO

- Grips
- Magwell
- Base pad
- Red dot
- Baseplate
- Springs
- Spring guide rod



ESP

- Grips
- Magwell
- Base pad
- Sight
- Springs
- Spring guide rod



SSP

- Grips
- Base pad
- Sight
- Springs
- Spring guide rod

CZ 75 SP-01 Shadow

1911

Glock 19X



SSP

- Grips
- Base pad
- Sight
- Springs



ESP

- Grips
- Magwell
- Base pad
- Sight
- Springs



CO

- Grips
- Magwell
- Base pad
- Red dot
- Baseplate
- Springs



CO

- Grips
- Magwell
- Base pad
- Sight
- Springs



CCP

- Grip tape
- Base pad
- Magazine release button
- Springs
- Spring guide rod

INFO E PREZZI: Web: www.tonisystem.it - Email: info@tonisystem.it - Tel. +39-0744-1907477

Ultra Match



Up to May 3		Preparation Days	
All Day	Core/Build Team	Preparations and Stage Build	See separate plan
Thursday, May 4		Staff Day 1	
From 08:00	SO/Staff	Finish Stage Build, Approval	
12:30	SO/Staff	Shooters Briefing	Mandatory Attendance!
13:00	SO/Staff	Staff Shoot	Stages 1-9 & 19
ca 1800*	SO/Staff	Conclusion	
Friday, May 5		Staff Day 2	
From 08:00	SO/Staff	Finish Stage Build, Approval	
12:30	SO/Staff	Shooters Briefing	Mandatory Attendance!
13:00	SO/Staff	Staff Shoot	Stages 10-18 & 20
ca 1800*	SO/Staff	Staff Dinner	On the Range
Saturday, May 6		Competitor Day 1	
08:00	Sq 1-9 Sq 11-19	Shooters Briefing	Mandatory Attendance!
afterwards	Sq 1-9 Sq 11-19	Morning Session	Stages 1-9 & 19 Stages 10-18 & 20
12:30	All	Lunch Break	
13:30	Sq 21-29 Sq 31-39	Shooters Briefing	Mandatory Attendance!
afterwards	Sq 21-29 Sq 31-39	Afternoon Session	Stages 1-9 & 19 Stages 10-18 & 20
ca 18:00*	All	Conclusion	
Sunday, May 7		Competitor Day 2	
08:00	Sq 21-29 Sq 31-39	Morning Session	Stages 10-18 & 20 Stages 1-9 & 19
12:30	All	Lunch Break	
13:30	Sq 1-9 Sq 11-19	Afternoon Session	Stages 10-18 & 20 Stages 1-9 & 19
ca 18:00*	All	Lottery and Award Ceremony	Earlier if possible

* depending on progress



PHX
SWISS MADE

PHX
Phoenix AG
Horbacherweg 6
3706 Leissigen
Switzerland
+41 33 821 10 00
info@phx.swiss

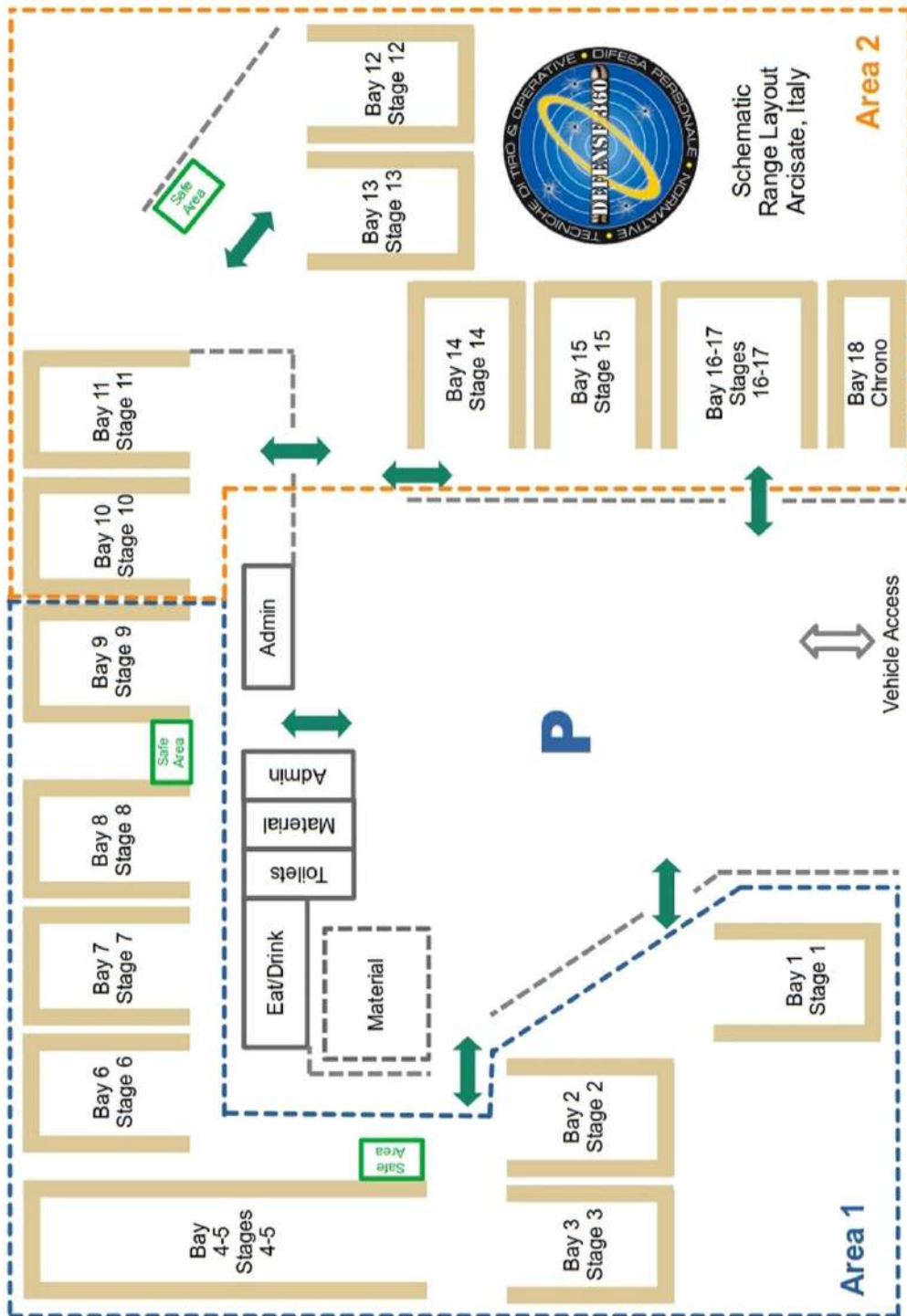

www.phx.swiss







Range Layout





Sports Shooting Camps Practice & Competition



- Swiss Organization
- Local Partners
- Instruction
- Intensive Training
- Competition



- Pistol
- Revolver
- Rifle
- Shotgun
- Precision Rifle

- Dynamic Shooting
- Sports Shooting
- Scenarios
- IDPA, IPSC
- 3-Gun, PRS



- Contact
- Information
- Registration



www.swissaaa.org



Safety

The safety of all persons on the range is the top priority during the competition. Sports shooting is fun, but the firearms we use are not toys. Make sure that your handling skills are impeccable and that you know and apply the safety rules at all times.

Some non-exhaustive reminders on firearms safety follow below.

Universal Safety Rules

The universal safety rules for firearms have to be adhered to at any time, no exceptions will be tolerated.



Cold Range

The match will be held under the cold range rules. Some important points to remember:

- Transfer of the firearm from the bag to the holster and back can only be done in a safe area or under the command of a safety officer
- The firearm carried in the holster has to be unloaded and no magazine inserted
- Manipulation of the firearm can be done only on command of an SO or in the safe area
- Manipulation of ammunition can be done anywhere on the range, except in a safe area

Finger

Please be careful to observe proper finger discipline at all times: keep your finger clearly outside and above the trigger guard until you are ready to shoot. This will make your firearm handling safe and finger discipline easy to observe for the SOs in order to avoid any problems! The SOs are instructed to strictly enforce finger safety for all shooters.

Muzzle

Muzzle over the berm is not permitted on the range, except for revolvers while reloading and with the cylinder open and for PCCs carried in the safe position.



The 180-rule applies on all stages. Additionally, muzzle safe points and exclusion zones may be defined in the stage description and will be explained in the stage briefing.

Please be aware that covering any part of your body with the muzzle (sweeping) is absolutely not allowed under no circumstances.

PCC

Safe handling of the PCC requires special attention, as the firearm cannot be carried in a holster.

- The PCC is to be treated as if loaded even when a chamber flag is applied
- Pointing the muzzle at any person will be an immediate disqualification, without exceptions
- Carrying the PCC between stages is only allowed in a bag or in the safety position. Safety position: hand on pistol grip or butt, handguard on shoulder, muzzle up, no magazine inserted, chamber flag applied, safety on – see picture!



Additional Points:

Hitting Barricades, Props: Make sure your muzzle is clear of any obstacles when shooting. Hitting a barricade or a prop of any kind from a close distance can be dangerous.

AIWB (Appendix Inside the Waistband): Using appendix carry holsters is not allowed.

Discharge (as provided/approved by the IPOC): In addition to the cases provided for by the rulebook, the accidental/negligent discharge in the direction of an area where there is no CoF structure and without the presence of a target, involves DQ.

First Aid

There will be a designated medical team with an ambulance on standby on the range during the shooting action.

For minor injuries, the SOs on each stage will have a first aid kit. All shooters are encouraged to carry a basic first aid kit with them as well.

Match Administration

Registration is completely done using practiscore. There will be no additional checkin or registration on match day at the range. You can directly come to the shooters briefing and afterwards proceed to your first stage as indicated on the match schedule.



Make sure you are on time and ready as necessary. Shooters attendance will be checked at the beginning of each stage briefing. Shooters not present as required may be marked as DNF (Did Not Finish).

Division/Class

All shooter information will be downloaded to the scoring devices on Sunday, April 30. Changes made to the registrations after that date will not be considered.

Please make sure that your division and class are up to date and accurate on practiscore. We will check divisions and classifications on the IDPA database before the match starts. Be aware that if your registered division and class is not valid on match day, you may not be permitted to start.

Categories

Some remarks on the categories

Junior	Age 12-17
Senior	Age 50 - 64
Distinguished Senior	Age \geq 65
International	Permanently living outside Italy
Industry	Employed in the firearms industry
Military	Serving in the military of his/her country of residence
Law Enforcement	Active law enforcement officer

Please make sure your category (if applicable) is correctly chosen. We will check and correct it before match starts.

Squadding

Competitors will squad themselves before Sunday, April 30, on practiscore. From then on, no changes will be possible by the participants. Shooters that are not squadded on time, will be assigned a squad by the staff. The MDs can change squadding within the chosen shooting day for reasons of match efficiency.

Weapons Permit and Serial Numbers

We will have to submit a list of all participants and their weapons permit (Nr di Portodarmi or EU Firearms Passport Number) and firearms serial number to the local authorities.

We added the corresponding fields to the practiscore registration. Please make sure they are correctly filled in, in order to avoid any delays or other problems during the match.

Non-EU shooters who bring their own firearms please fill in the serial number(s) of your firearms and write 'Non-EU' in the other field.

Withdrawals and Refund

As stated in the waiver on the registration page on practiscore, we only honor withdrawals with refunds for reasons of force majeure, such as for example grave illness or accident where the occurrence was impossible to be foreseen by the shooter. A refund remains the decision of the MDs in any case.

The reason for this are many years of experience with organizing matches and our desire to keep the



overhead administrative work of the staff to a minimum. We would like to concentrate our energy on providing an excellent and memorable shooting competition.

Match Language

To accommodate all shooters, we define the match language to be English. Stage briefings will be held in English and explanations will be given in English. There may be a Swiss accent though. Whenever possible, translations in Italian or other languages will be given.

IDPA Rules

The match will be run under the actual IDPA rules at the match dates. Please familiarize yourself with any relevant changes that might have occurred.

Equipment Check

It is the responsibility of each competitor to make sure that all equipment used for the match is safe, in full working condition, adhering to all applicable IDPA rules and according to applicable Italian law.

The SOs can perform an equipment check (holster, mag carrier, belt, concealment) on their stages at any time without giving further explanations.

There will be a technical equipment check stage. This will include checking the firearm and ammunition used of every shooter against the relevant IDPA rules.

Every SO can request an additional technical firearm and ammunition check by the MDs at any time without elaborating on reasons.

We will only apply objectively defined criteria, as written in the current rule book, for the equipment check. Criteria such as, for example, 'suitable for everyday carry' are subject to individual interpretation and opinion and will not be applied. In this way we aim to provide a fair, stable and predictable competition environment.

Patching and Stage Reset

Every shooter is expected to help patch the targets and reset the stages as defined in the IDPA code of conduct.

Please make sure that you only patch after the SOs have finished scoring that particular target. If you patch before the SOs have scored the target, you may be issued a penalty.

Scoring

All scoring will be done electronically using practiscore. It is the shooters responsibility to check the score immediately after he or she has finished a stage and to give the approval for it.

If the shooter is not available for approval of the score, the SO will approve for him and the score stands. If a shooter wants a personal record of the stage score, he is encouraged to take (or have an assistant take) a photo of the scoring approval page.



Score Verification

The score will be published on practiscore immediately after device synchronization after the match has ended. All shooters are encouraged to verify their scores online. The verification period ends at the start of the award ceremony.

Eating and Drinking

There will be the possibility to purchase refreshments and foodstuffs on the range. We strongly recommend to support the catering team as they are doing a great job for all of us.

Spectators, Children and Pets

Spectators and guests are welcome to attend. Everybody must wear eye and ear protection on the range.

Pets (other than clearly identified service animals) are not allowed on the range.

Children are required to be accompanied by an adult at all times.

Waste Management

Please dispose all your waste in the corresponding waste bins or at the central garbage collection site near the restaurant area and ensure proper segregation, thank you.

International Shooters

Please familiarize yourself with the Italian laws concerning temporary import of firearms and ammunition.

EU/Schengen

Shooters from EU/Schengen member states will need a valid European Firearms Passport and the provided match invitation available on the match website or on practiscore.

NON-EU/Schengen

Arriving by airplane and entering Italy at airport: book your flight to be to/from Milano Malpensa airport.

Arriving by car and entering by land crossing: Determine your travel dates and land crossing station. Consult the link on customs offices for exact addresses.

Download the corresponding form available on the match website or on practiscore. Fill in and return it along with a copy of your passport. We will then inform the border police at Milano Malpensa airport or the specified land crossing of your arrival and provide you a document to present when entering and leaving the country.

Make sure that you have the proper visa (if applicable) for tourist and sports visit to Italy. Contact us if you have questions or need any assistance.



Firearms Rental and Ammunition Purchase

There will be no possibility for rental guns or ammunition purchase on the range due to the relevant Italian laws.

Contact us if you have questions or need any assistance.

Ammunition, Caliber 9x19

The ban on 9x19mm pistols and ammunition for civilians in Italy has been lifted last year. You can participate with your normal IDPA sports gun in 9x19mm caliber. We strongly encourage all international shooters to bring their own ammunition.

We recommend to bring about 350-400 rounds as required for the competition. If you arrive by airplane, please make sure not to exceed the maximum weight allowed by IATA of 5kg for ammunition.

Accommodation and Transportation

The shooters have to make arrangements for accommodation and transport themselves. There are many hotels in the Arcisate and Varese areas available on the usual booking platforms.

We can recommend the UNAHOTELS Varese, where many of our staff will be staying.

Links

Match Website	https://www.swissaaa.org/ultra-match
Practiscore Registration	https://practiscore.com/swiss-international-championship-idpa-ultra-match/register
Defense360 Formazione	https://www.defense360.it
SwissAAA	https://www.swissaaa.org
Italian Customs Offices	https://www.adm.gov.it/portale/indirizzi-organigramma-periferico-area-dogane-uffici-dogane
UNAHOTELS Varese	https://www.gruppouna.it/unahotels/unahotels-varese
Wyss Waffen Burgdorf	https://www.wysswaffen.ch
Toni System	https://www.tonisystem.it
Gun Factory	https://www.gunfactory.ch
PHX Phoenix	https://phx.swiss

Stages

The stages have been fully approved and we hope you enjoy the challenge and entertainment they will offer!



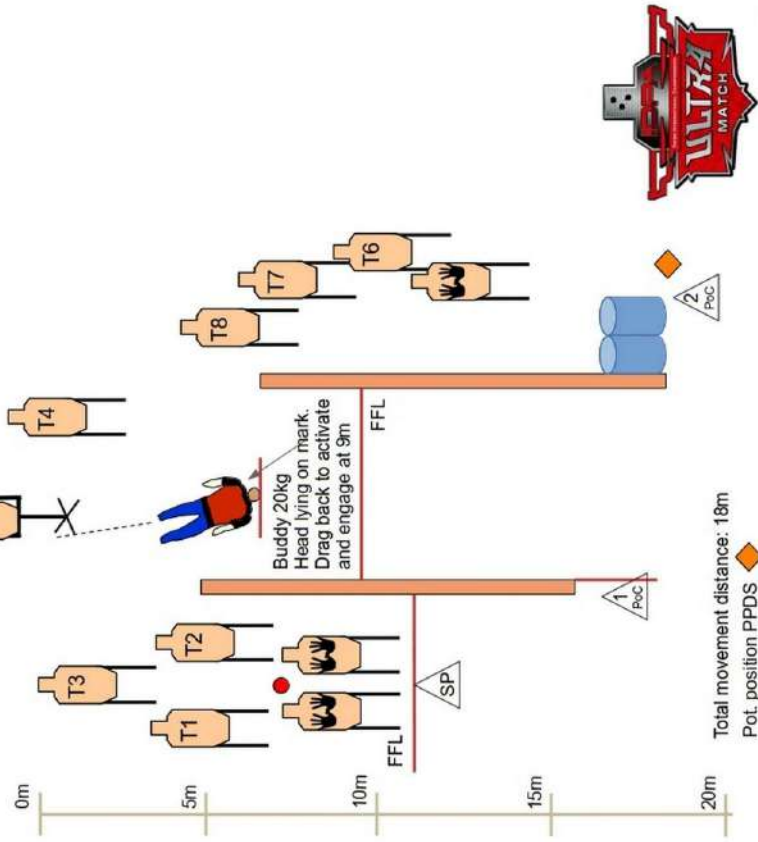
2023 Ultra Match



Stage 2

Title	Save Your Buddy!	Author	Andy
Targets	8 Threats, 3 Non-Threats	Rounds	Min 16
Scoring	Unlimited, Best 2	Start/ End	Audible/ Last Shot
Concealment	Required	Safety	180° Rule, Berm Height, Fw Fault Line
Scenario	You are speaking to some locals when you get attacked by armed criminals. Your buddy is down. Save him and escape!		
Start Position	Standing at SP, facing targets, feet on marks. Gun loaded to division capacity, holstered. PCC low ready position, muzzle on dot.		
Procedure	At the signal, engage T1-3 in the open. Then engage T4 from PoC1. Grab the buddy and drag him back to activate T5 which you engage in the open behind the FFL. Finally engage T6-8 from PoC 2 from low horizontal cover.		

SO: Ansaloni/Meggiato Beretta



Slide 2/20

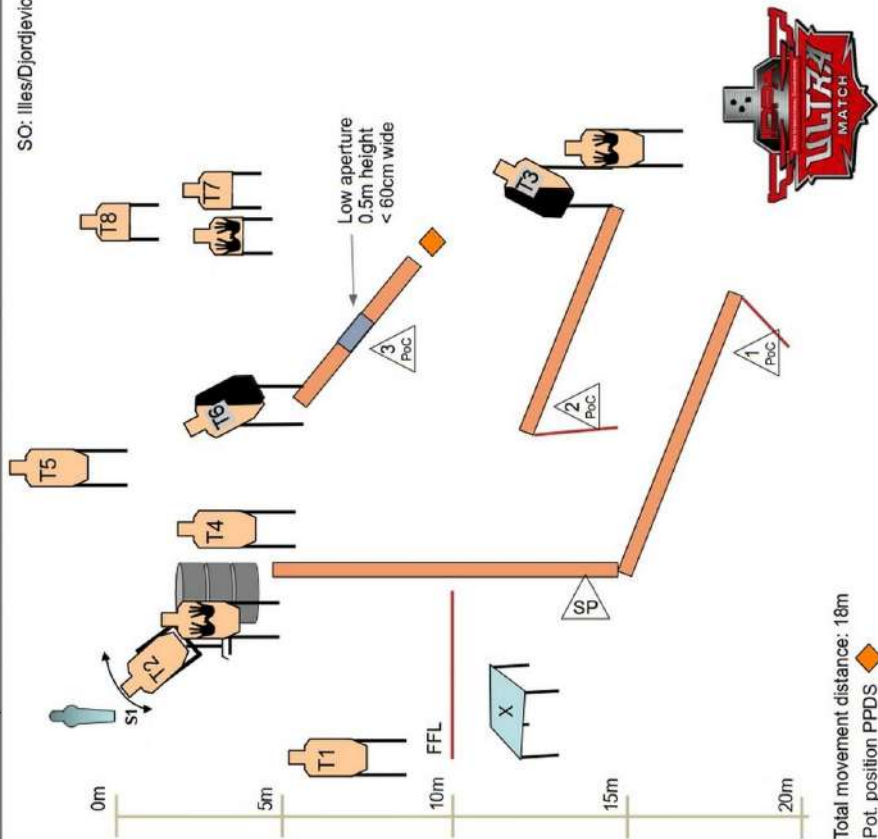
2023 Ultra Match



Stage 1

Title	The Leopard	Author	Andy
Targets	8 Threats, 3 Non-Threats, 1 Steel	Rounds	Min 17
Scoring	Unlimited, Best 2, Steel Down	Start/ End	Audible/ Last Shot
Concealment	Not Required	Safety	180° Rule, Berm Height, Fw Fault Line
Scenario	You have been taken hostage during an armed robbery. The criminals are distracted for a moment. Take your chance and act powerful and fast like a leopard!		
Start Position	Standing at SP, hands and feet on marks. Gun and PCC unloaded, slide/cylinder/bolt closed and all loading devices on table in marked area. PCC: trigger guard on mark.		
Procedure	At the signal, engage T1-2 and S1 in the open. Then engage all remaining targets from available PoCs. PoC3 is horizontal cover. S1 activates T2 which remains visible.		

SO: Iles/Djordjevic



Slide 1/20



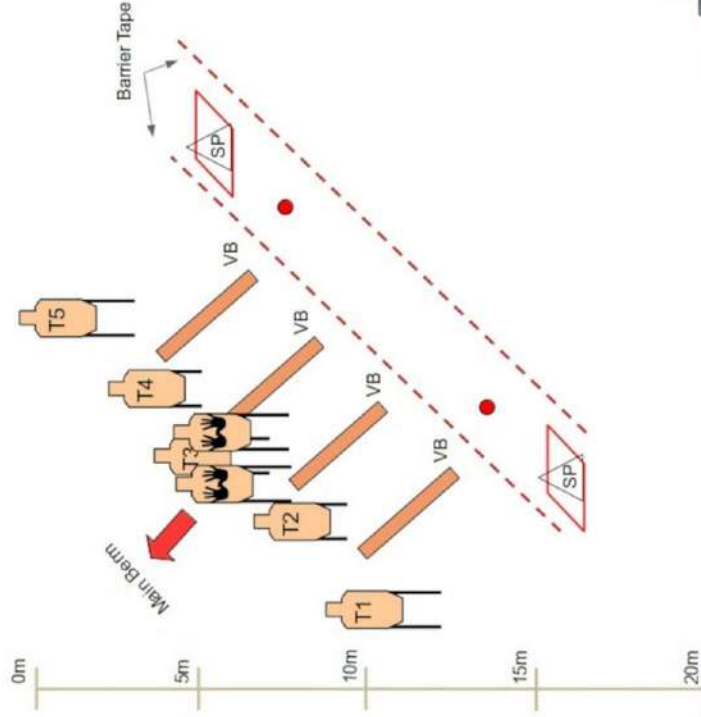
Stage 4



2023 Ultra Match

Title	Move!	Author	Andy
Targets	5 Threats, 2 Non-Threats	Rounds	Min 15
Scoring	Unlimited, Best 3	Start/ End	Audible/ Last Shot
Concealment	Not Required	Safety	180° Rule, Berm Height
Scenario	You are still in trouble, the armed enemies close on your heels. Keep moving to get away once more!		
Start Position	Standing at either SP in marked area, facing first target. Gun loaded with exactly 5 rounds, holstered. PCC low ready position, muzzle on dot.		
Procedure	At the signal, engage all targets in the open.		

SO: Onyango/Rice Magliulo



Total movement distance: 15m
PoL position PPDS



Slide 4/20

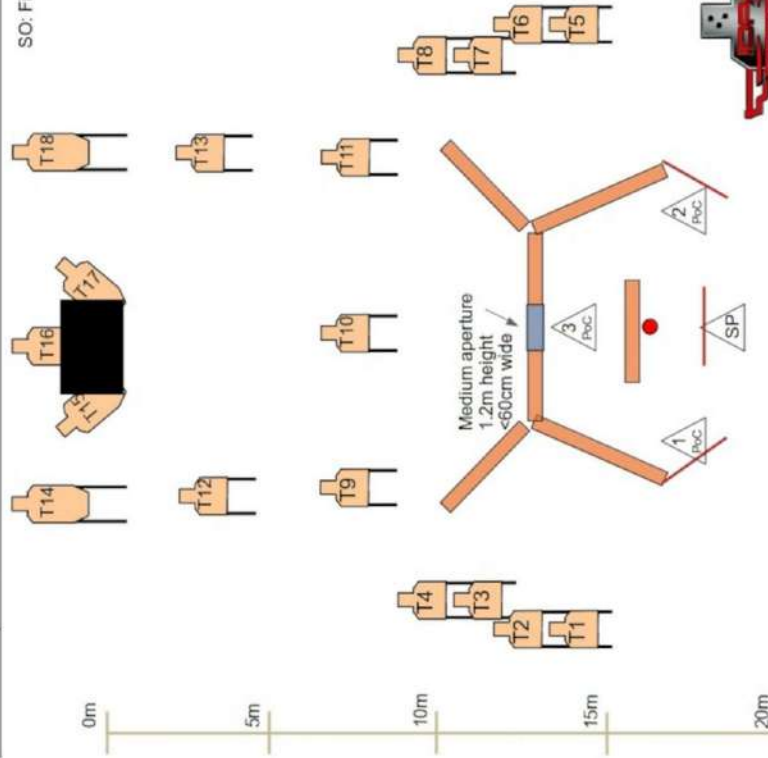
Stage 3



2023 Ultra Match

Title	Make it Count!	Author	Andy
Targets	18 Threats	Rounds	Min 18
Scoring	Unlimited, Best 1	Start/ End	Audible/ Last Shot
Concealment	Required	Safety	180° Rule, Berm Height
Scenario	Your armed business competitors from the past have caught up with you. You are cornered and running out of ammo. As they close in to finish you, make your shots count to escape!		
Start Position	Standing at SP, facing downrange, toes touching marks. Gun loaded to division capacity, holstered. PCC low ready position, muzzle on dot.		
Procedure	At the signal, engage all targets from available PoCs with minimum one shot each. PCC3 is horizontal cover.		

SO: Flocchi/Rillo



Total movement distance: 10m
PoL position PPDS



Slide 3/20



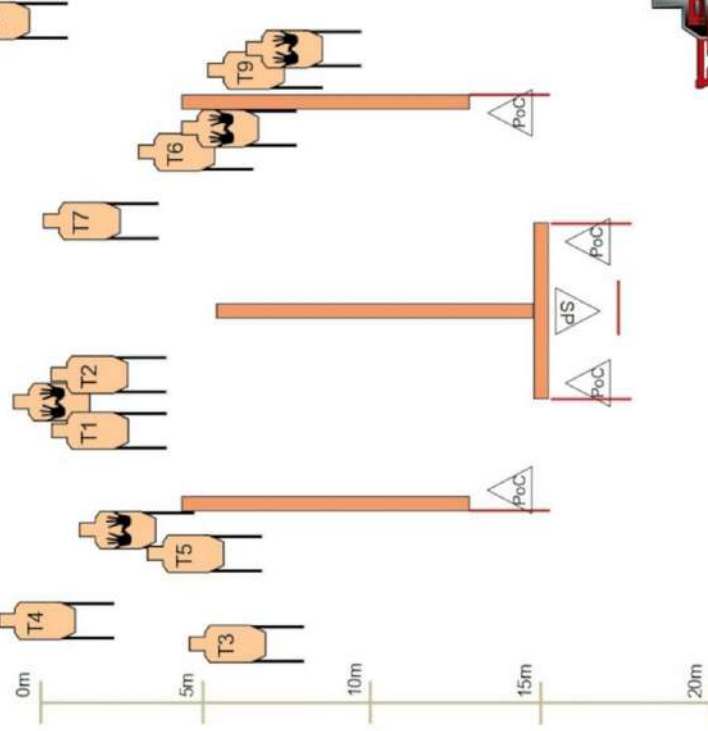
2023 Ultra Match



Stage 6

Title	The Last Chance	Author	Tong, Andy
Targets	9 Threats, 4 Non-Threats	Rounds	Min 18
Scoring	Unlimited, Best 2	Start/ End	Audible/ Last Shot
Concealment	Required	Safety	180° Rule, Berm Height
Scenario	You are running away from your armed opponents but get trapped in a dead end. It's your last chance!		
Start Position	Standing at SP, facing uprange, back touching wall at marks. Gun empty chamber, holstered. PCC facing downrange, heels touching marks, low ready position, barrel 45° downwards.		
Procedure	At the signal, engage all targets from available PoCs.		

SO: Gilardi/Caracciolo



Total movement distance: 10m
PoL position PPDS



Slide 6/20

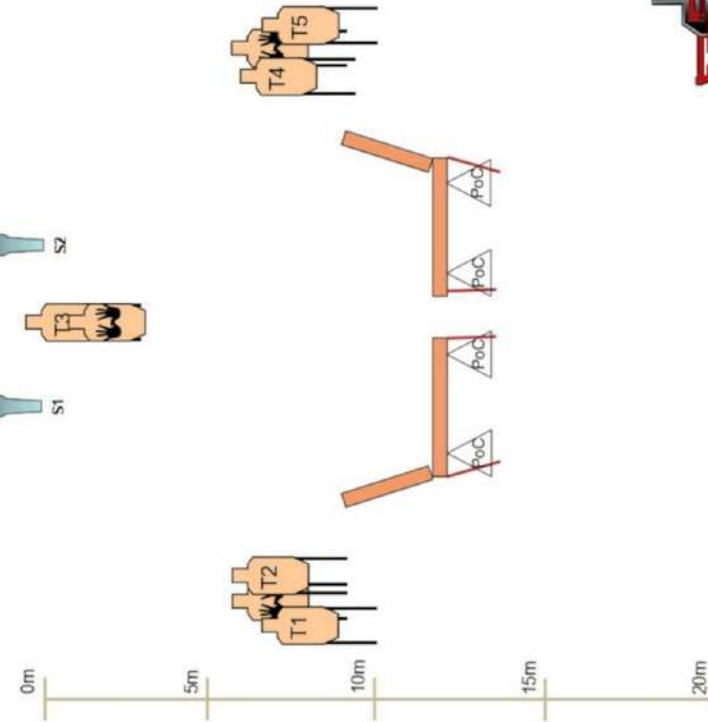
2023 Ultra Match



Stage 5

Title	Quick Action	Author	Andy
Targets	5 Threats, 3 Non-Threats, 2 Steel	Rounds	Min 12
Scoring	Unlimited, Best 2, Steel Down	Start/ End	Audible/ Last Shot
Concealment	Required	Safety	180° Rule, Berm Height
Scenario	You are observing an armed robbery when the criminals start shooting. Take action and save the innocent!		
Start Position	Standing at any PoC, facing targets. Gun loaded with exactly 6 rounds (BUG-R: division capacity), holstered. PCC low ready position, barrel 45° downwards.		
Procedure	At the signal, engage all targets from available PoCs.		

SO: Schumacher/Dähler Magliulo



Total movement distance: 10m
PoL position PPDS



Slide 5/20

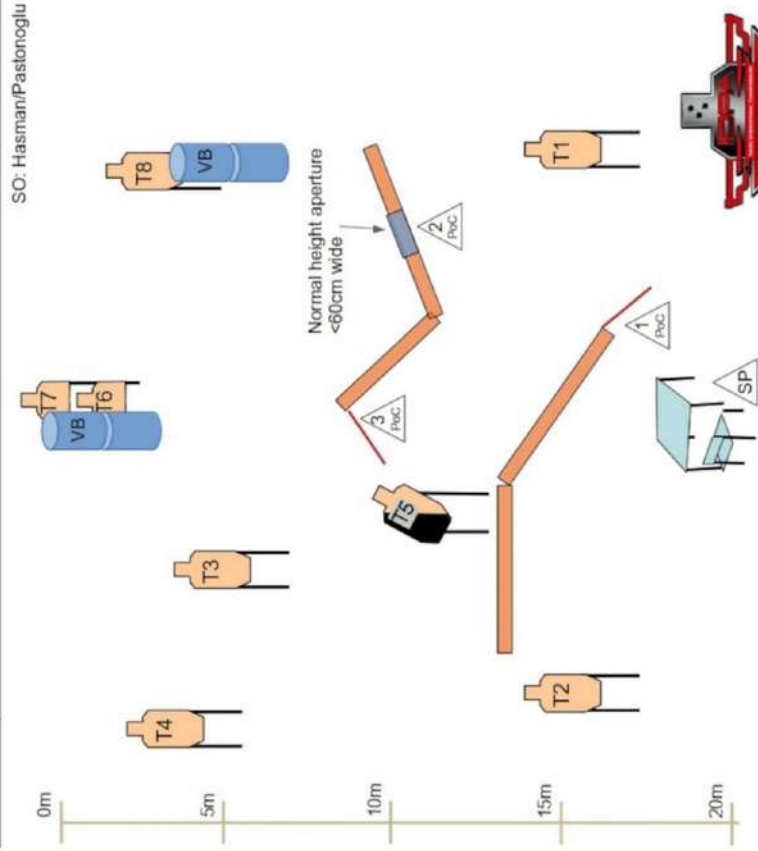


2023 Ultra Match



Stage 8

Title	Can't Get No Relaxation	Author	Andy
Targets	8 Threats	Rounds	Min 16
Scoring	Unlimited, Best 2	Start/ End	Audible/ Last Shot
Concealment	Required	Safety	180° Rule, Berm Height
Scenario	You are sitting at your desk, trying to plan your next move. You realize that you are not alone. When attacked, take decisive action!		
Start Position	Sitting at SP, back touching, hands on knees. Gun and PCC unloaded, slide/linder/bolt closed and one loading device on table in marked area. PCC trigger guard on mark. Rest of loading devices on person.		
Procedure	At the signal, engage T1-2 while seated. Then engage the remaining targets from available PoCs. PoC 2 is horizontal cover.		



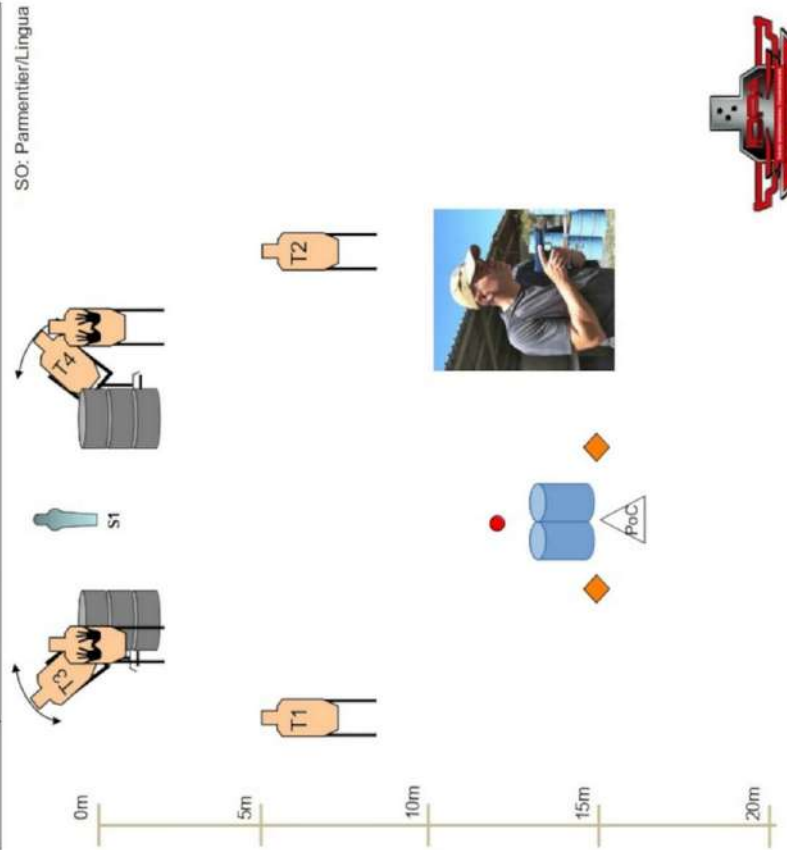
Slide 8/20

2023 Ultra Match



Stage 7

Title	Skills not Talk	Author	Andy
Targets	4 Threats, 2 Non-Threats, 1 Steel	Rounds	Min 13
Scoring	Unlimited, Best 3, Steel Down	Start/ End	Audible/ Last Shot
Concealment	Required	Safety	180° Rule, Berm Height
Scenario	You know that talking is easier than doing. As you are trapped by armed attackers, only skill can save you!		
Start Position	Standing at PoC, facing downrange. Gun loaded to division capacity, ready position (see picture), PCC muzzle on dot.		
Procedure	At the signal, engage all targets from PoC using horizontal low cover. S1 activates T3-4, which will remain visible.		



Slide 7/20



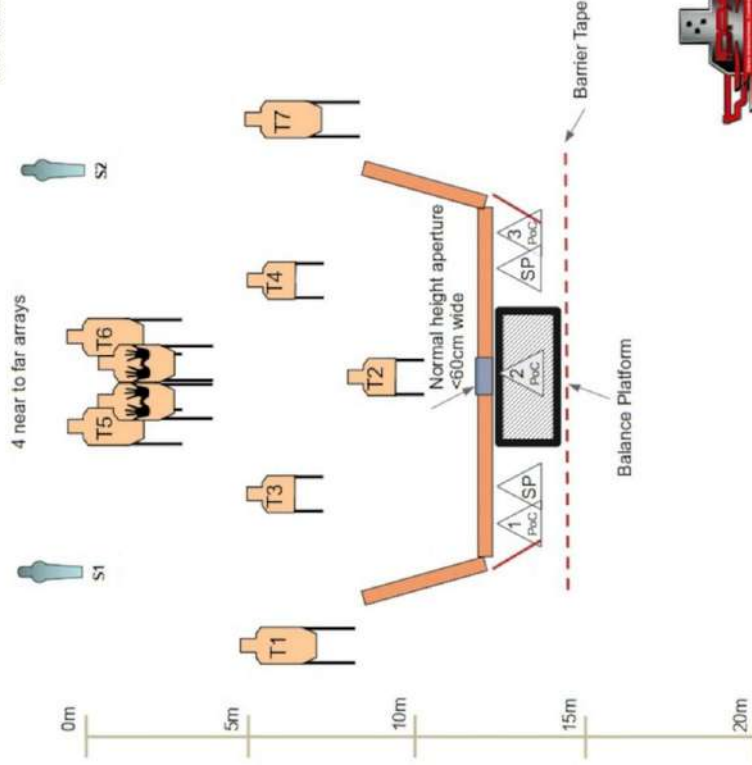
Stage 10



2023 Ultra Match

Title	Keep Your Balance	Author	Andy
Targets	7 Threats, 2 Non-Threats, 2 Steel	Rounds	Min 16
Scoring	Unlimited, Best 2, Steel Down	Start/ End	Audible/ Last Shot
Concealment	Required	Safety	180° Rule, Berm Height
Scenario	You are trying to keep a balanced life now but your past sins are catching up with you. In the middle of an armed attack, keep your balance and be accurate and fast!		
Start Position	Standing at PoC1 or PoC3, facing targets. Gun loaded with exactly 4 rounds, holstered. PCC low ready position, barrel 45° downwards.		
Procedure	At the signal, engage all targets from available PoCs. PoC2 is horizontal cover.		

SO: Medawar/Gilles



Total movement distance: 10m
PoL position PPDS

Slide 10/20



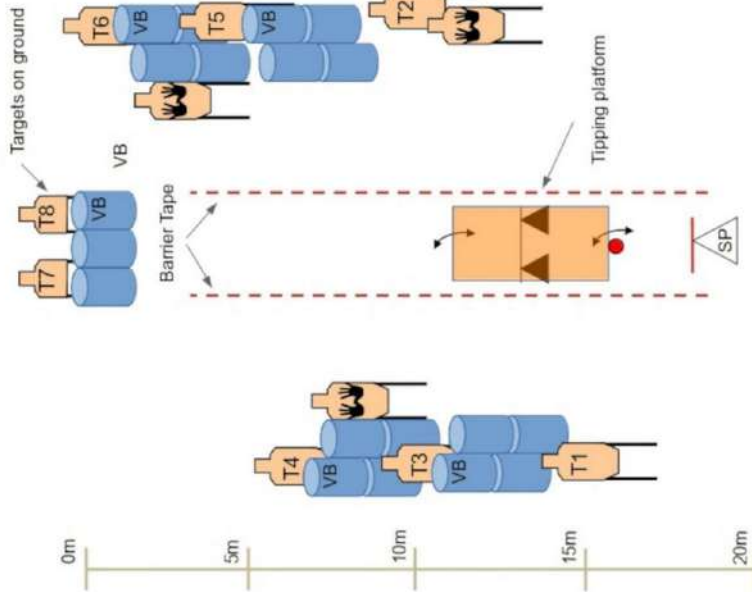
Stage 9



2023 Ultra Match

Title	The Aisles	Author	Andy
Targets	8 Threats, 3 Non-Threats	Rounds	Min 16
Scoring	Unlimited, Best 2	Start/ End	Audible/ Last Shot
Concealment	Required	Safety	180° Rule, Berm Height
Scenario	You are getting some groceries for your lonely evening dinner, when the store is attacked by armed thugs. You decide to drop your cover and fight.		
Start Position	Standing at SP, facing downrange, toes touching marks. Gun loaded to division capacity, holstered. PCC ready position, muzzle on dot.		
Procedure	At the signal, engage all targets in the open.		

SO: Orizio/Presutti



Total movement distance: 18m
PoL position PPDS

Slide 9/20





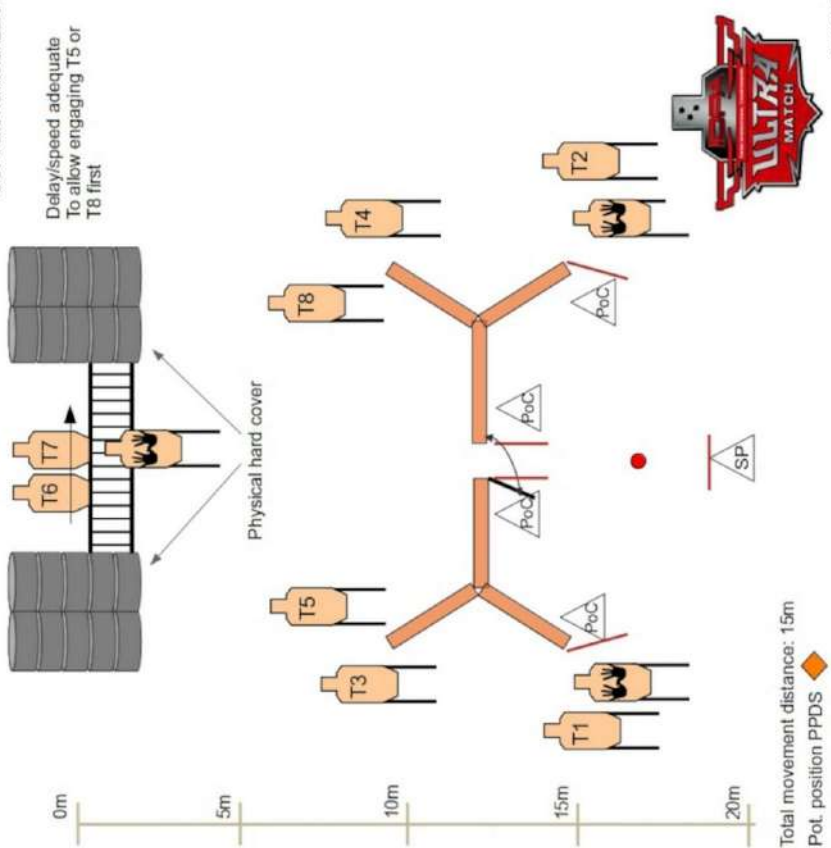
Stage 11

2023 Ultra Match



Title	Just When You Thought That...	Author	Andy
Targets	8 Threats, 3 Non-Threats	Rounds	Min 16
Scoring	Unlimited, Best 2	Start/ End	Audible/ Last Shot
Concealment	Required	Safety	180° Rule, Berm Height
Scenario	Just when you thought that everything is all right, you find yourself in the middle of an armed attack. Sure it's maybe not your fault, but you need to defend yourself in any case!		
Start Position	Standing at SP, facing downrange, toes touching marks. Gun loaded to division capacity, holstered. PCC low ready position, muzzle on dot.		
Procedure	At the signal, engage T1-2 in the open. Then proceed to engage all remaining targets from available PoCs. Opening door activates T6-7 which are disappearing.		

SO: Vukovic/Melanzaro



Slide 11/20

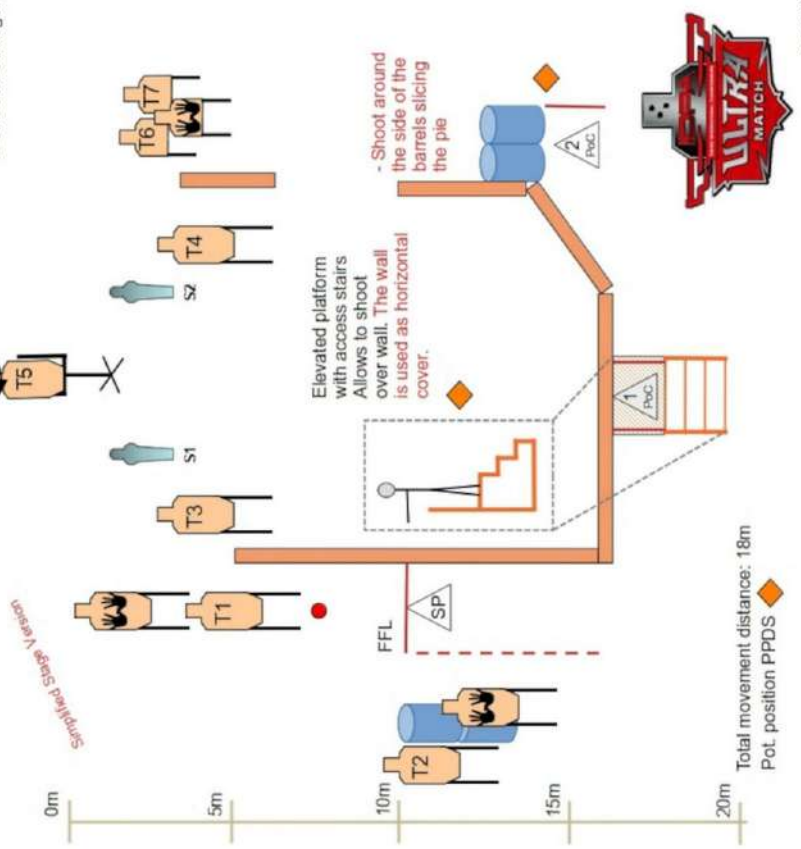
Stage 12

2023 Ultra Match



Title	Luck Favors The Prepared	Author	Andy
Targets	7 Threats, 3 Non-Threats, 2 Steel	Rounds	Min 17
Scoring	Unlimited, T1 2Body, 1 Head, Rest Best 2, Steel Down	Start/ End	Audible/ Last Shot
Concealment	Required	Safety	180° Rule, Berm Height, Fw Fault Line
Scenario	Preparation is not everything but without preparation... As you face armed attackers: well, see for yourself!		
Start Position	Standing at SP, facing T1, toes touching marks. Gun loaded to division capacity, holstered. PCC low ready position, muzzle on dot.		
Procedure	At the signal, engage T1 with 2 body then 1 head. Proceed to engage T2 in the open and the remaining targets from available PoCs. PoC1 is horizontal cover and PoC2 is vertical low cover. S1 activates T5.		

SO: Buch/Schlegel



Slide 12/20



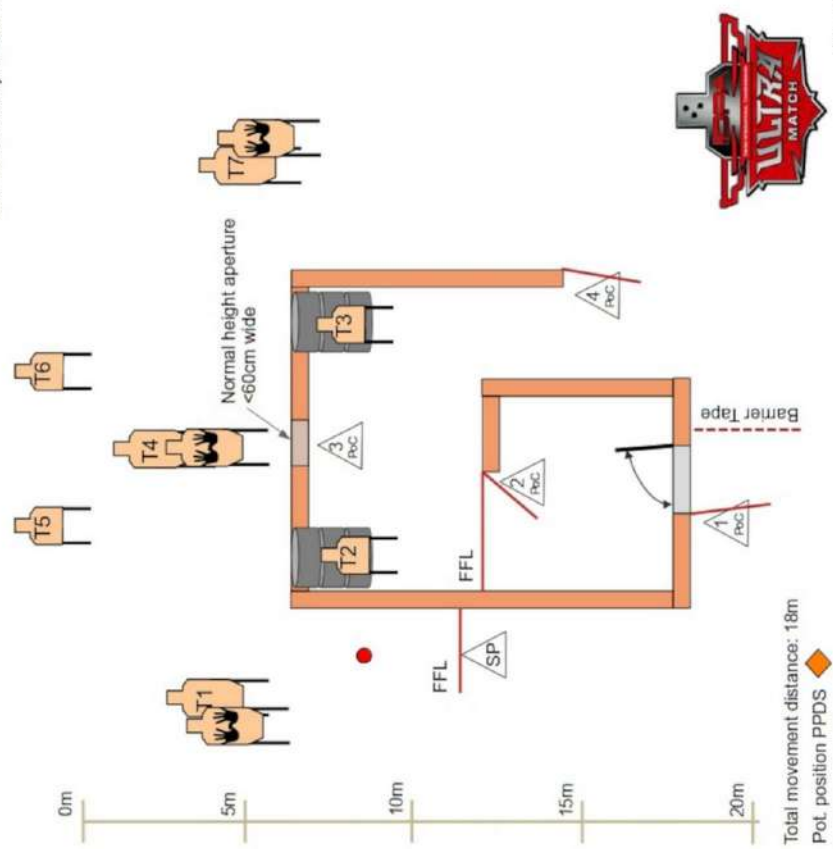
Stage 14



2023 Ultra Match

Title	Surprise Visit	Author	Andy
Targets	7 Threats, 3 Non-Threats	Rounds	Min 15
Scoring	Unlimited, T1 Best 2B&1H, Rest Best 2	Start/ End	Audible/ Last Shot
Concealment	Required	Safety	180° Rule, Berm Height, Fw Fault Lines
Scenario	You hear suspicious noises around the house and decide to investigate. As you are outside, you are attacked by armed criminals. Defend yourself.		
Start Position	Standing at SP, facing downrange, toes touching marks. Gun loaded to division capacity, holstered. PCC low ready position, muzzle on dot.		
Procedure	At the start signal, engage T1 with 2 body then 1 head in the open. Then engage the remaining targets from available PoCs. PoC3 is horizontal cover. Re-engaging of T2-3 only behind FFL.		

SO: Kovalevskaya/Persch



Slide 14/20

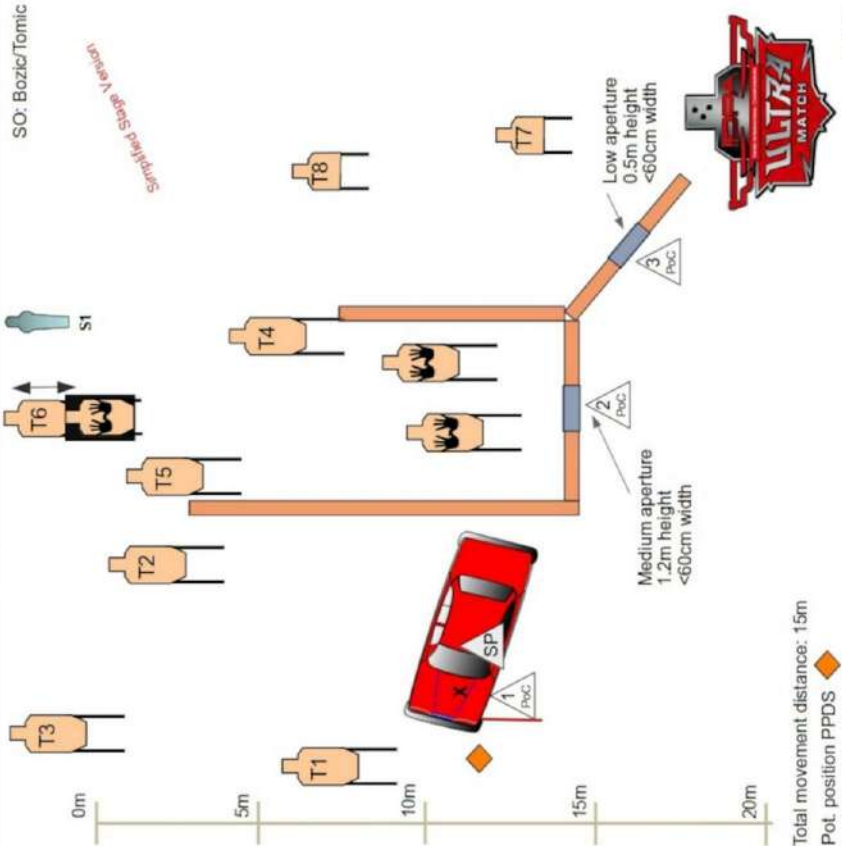
Stage 13



2023 Ultra Match

Title	Hornet's Nest	Author	Andy
Targets	8 Threats, 3 Non-Threats, 1 Steel	Rounds	Min 17
Scoring	Unlimited, Best 2, Steel Down	Start/ End	Audible/ Last Shot
Concealment	Required	Safety	180° Rule, Berm Height
Scenario	As you arrive at a friend's house to investigate, all hell breaks loose, armed attackers open fire. You have stabbed into the hornet's nest. Clean it up fast.		
Start Position	Sitting in drivers seat, back touching, hands on wheel, door closed. Gun empty chamber on car hood in marked area. PCC trigger guard on mark.		
Procedure	At the signal, engage T1-3 using vertical cover at the car (slice the pie). Then proceed to engage the remaining targets from available PoCs. PoC2-3 are horizontal cover. S1 activates T6 which is disappearing.		

SO: Bozic/Tomic



Slide 13/20



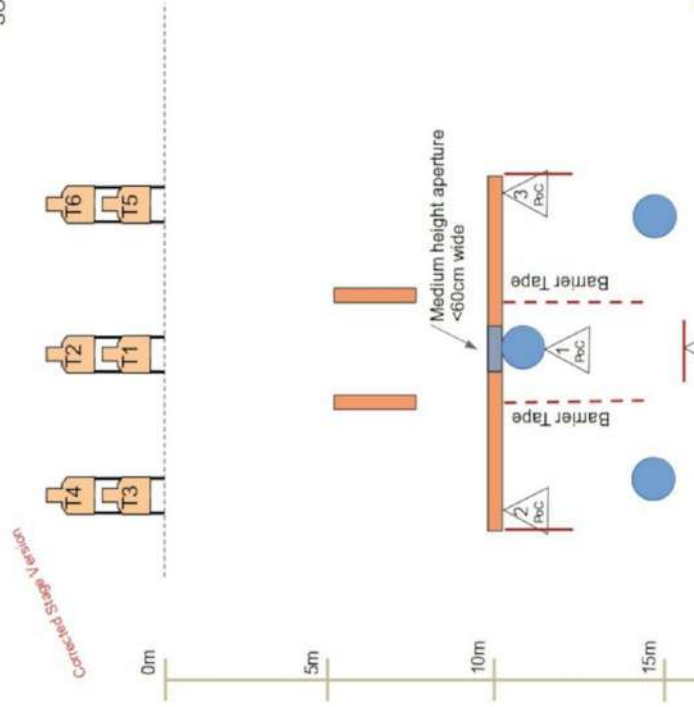
Stage 16



2023 Ultra Match

Title	The Crocodile	Author	Andy
Targets	6 Threats	Rounds	18
Scoring	Unlimited, Best 3	Start/ End	Audible/ Last Shot
Concealment	Not Required	Safety	180° Rule, Berm Height, Fw Fault Line
Scenario	You have left your firearm and magazines all over the house, when right in that moment, the house gets attacked by an armed gang. Be invisible and strike out of nowhere like the crocodile!		
Start Position	Standing at SP, facing downrange, toes touching marks. Gun unloaded, slide/cylinder/bolt closed on barrel at PoC1. PCC trigger guard on mark. Minimum one loading device on each of the barrels.		
Procedure	At the signal, engage targets from available positions of cover. PoC 1 is horizontal cover.		

SO: Popescu/Michel Mancuso



Total movement distance: 18m
PoL position PPDS



Slide 16/20

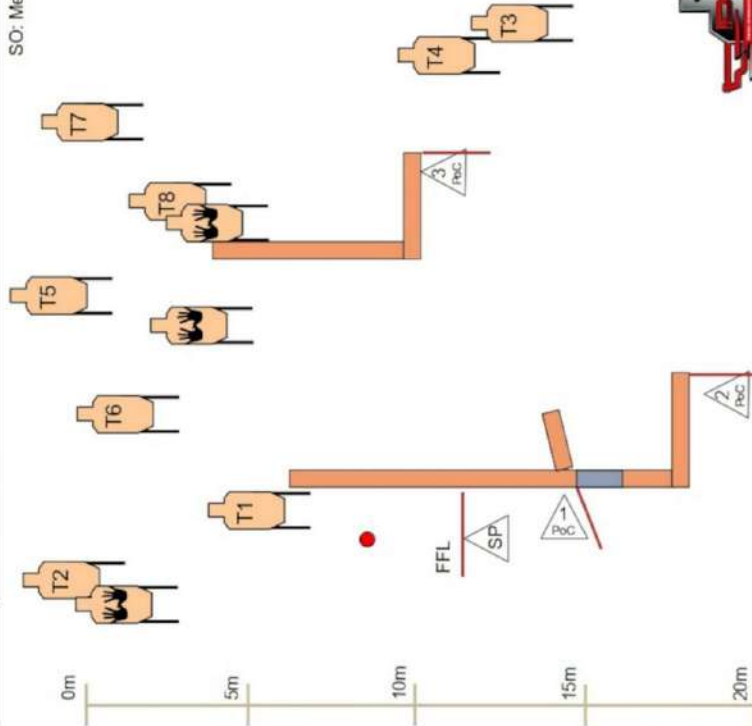
Stage 15



2023 Ultra Match

Title	Human Cat	Author	Andy
Targets	8 Threats, 3 Non-Threats	Rounds	Min 16
Scoring	Unlimited, Best 2	Start/ End	Audible/ Last Shot
Concealment	Required	Safety	180° Rule, Berm Height, Fw Fault Line Be aware of 180 through window!
Scenario	Your nickname will be tested today: walking down the street, you get ambushed by a group of violent druggies. But the cat has nine lives!		
Start Position	Standing at SP, facing downrange, toes touching marks. Gun loaded to division capacity, holstered, PCC low ready position, muzzle on dot.		
Procedure	At the signal, engage T1-2 in the open. Then proceed to engage all remaining targets from available PoCs.		

SO: Messagi/Bonvini



Total movement distance: 15m
PoL position PPDS



Slide 15/20



2023 Ultra Match



Stage 18

2023 Ultra Match



Stage 17

Title	Equipment Check/ Chrono	Author	n/a
Targets	n/a	Rounds	n/a
Scoring	n/a	Start/ End	n/a
Concealment	n/a	Safety	n/a
Scenario	n/a		
Start Position	n/a		
Procedure	n/a		

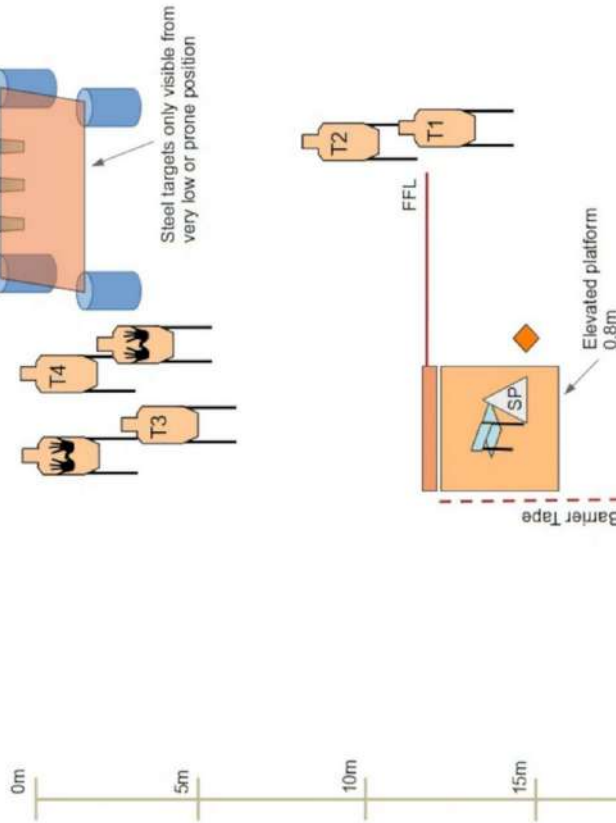
SO: Schullhess/Herzog Spertini



Slide 18/20

Title	Jet-Set Trouble	Author	Andy
Targets	4 Threats, 2 Non-Threats, 3 Steel	Rounds	Min 15
Scoring	Unlimited, Best 3, Steel Down	Start/ End	Audible/ Last Shot
Concealment	Not Required	Safety	180° Rule, Berm Height, Fw Fault Line
Scenario	You are about to land at home with your latest toy, a helicopter, when you discover that your house has been raided by bad guys. They are there to eliminate you. Safe the day!		
Start Position	Sitting at SP, back touching, hands on knees. Gun empty chamber, holstered. PCC on lap touching both legs.		
Procedure	At the signal, engage T1-2 while seated. Then exit the helicopter and engage the remaining targets. All targets are in the open.		

SO: Vittori/Cartolano Mancuso



Total movement distance: 5m
PoT, position PPDS



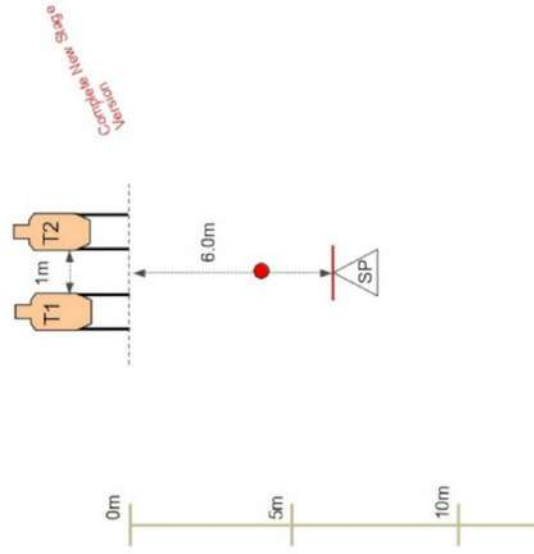
Slide 17/20





Title	Standard – Warm Up Area 2	Author	Andy
Targets	2 Threats	Rounds	12
Scoring	Limited, 4 Body, 2 Head	Start/ End	Audible/ Last Shot
Concealment	Not Required	Safety	180° Rule, Berm Height
Scenario	N/A		
Start Position	Standing at SP, facing targets, toes touching marks. Gun loaded with exactly 5 rounds, holstered. PCC low ready position, muzzle on dot.		
Procedure	At the signal, from SP, engage T1 or T2 with 4 body and then 2 head, then repeat with the other target. All shooting has to be done WHO.		

All Bays in Area 2 (Stages 10-18)



Total movement distance: 0m
PoL position PPDS

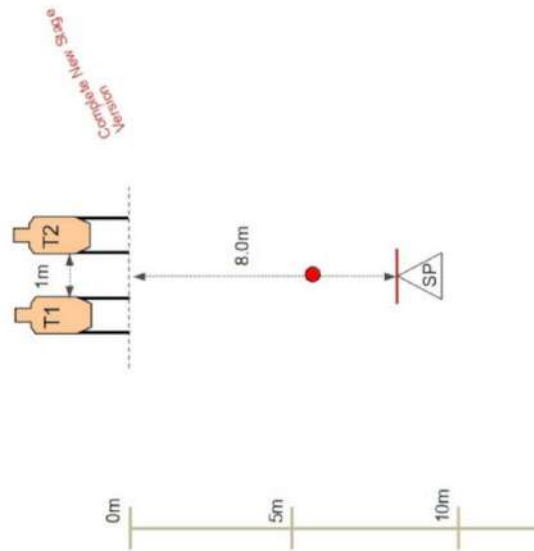


Slide 20/20



Title	Standard – Warm Up Area 1	Author	Andy
Targets	2 Threats	Rounds	12
Scoring	Limited, 4 Body, 2 Head	Start/ End	Audible/ Last Shot
Concealment	Not Required	Safety	180° Rule, Berm Height
Scenario	N/A		
Start Position	Standing at SP, facing targets, toes touching marks. Gun loaded with exactly 5 rounds, holstered. PCC low ready position, muzzle on dot.		
Procedure	At the signal, from SP, engage T1 or T2 with 4 body and then 2 head, then repeat with the other target. All shooting has to be done SHO.		

All Bays in Area 1 (Stages 1-9)



Total movement distance: 0m
PoL position PPDS



Slide 19/20